


What's inside...

Quality shelving products for a variety of library applications, plus shelf labeling, and other storage solutions.

Geometrix	486-487
Wood	488-493
Wood & Steel	494-495
Laminate	496-499
Display	500
End Panels	501
Shelving Accessories	502-503
Steel	504-508
Utility	509
Shelf Organization	510-521
Bookcases	522





A



B

These bundles offer a fresh design to engage patrons.



C



D

Geometrix

Supports several functions simultaneously while sparking visual interest

- All configurations are 60½"H
- Single-faced units are 12"D
- Double-faced units are 23"D

Built to order. Ready to assemble. Ships from manufacturer via truck.



DESCRIPTION	OAK VENEER FINISHES CAT.#	MAPLE VENEER FINISHES CAT.#
(A) 2 Single-Faced Shelving Units with two Whiteboard Backs (same side)	GEOCONFIGA600AK0*	GEOCONFIGA60MAP0**
(B) 2 Single-Faced Shelving Units with two Whiteboard Backs (opposite sides)	GEOCONFIGB600AK0*	GEOCONFIGB60MAP0**
(C) 3 Single-Faced Shelving Units with Whiteboard Backs, Y Configuration	GEOCONFIGC600AK0*	GEOCONFIGC60MAP0**
(D) 2 Double-Faced Shelving Units, 2 Single-Faced Shelving Units with Whiteboard Backs, Y Configuration	GEOCONFIGD600AK0*	GEOCONFIGD60MAP0**
(E) 3 Curved Single-Faced Shelving Units with Whiteboard Backs, 3 Curved Bench Seats	GEOCONFIGE600AK0*†	GEOCONFIGE60MAP0**†
(F) 8 Curved Single-Faced Shelving Units, with 8 Veneer Backs, 8 Curved Bench Seats	GEOCONFIGF600AK0*†	GEOCONFIGF60MAP0**†
(G) 2-Bay, Curved Double-Faced Mobile Shelving Unit	GEOCONFIGG600AK0*	GEOCONFIGG60MAP0**
(H) 2-Bay, Straight Double-Faced Mobile Shelving Unit	GEOCONFIGH600AK0*	GEOCONFIGH60MAP0**

*Specify oak finish below.

**Specify maple finish below.


†Specify fabric on page 609.

OAK VENEER FINISHES:



MAPLE VENEER FINISHES:







E



F



G



H

WARRANTY

YEAR

DESCRIPTION

- (A) 2 Single-Faced Shelving Units with two Whiteboard Backs (same side)
- (B) 2 Single-Faced Shelving Units with two Whiteboard Backs (opposite sides)
- (C) 3 Single-Faced Shelving Units with Whiteboard Backs, Y Configuration
- (D) 2 Double-Faced Shelving Units, 2 Single-Faced Shelving Units with Whiteboard Backs, Y Configuration
- (E) 3 Curved Single-Faced Shelving Units with Whiteboard Backs, 3 Curved Bench Seats
- (F) 8 Curved Single-Faced Shelving Units, with 8 Laminate Backs, 8 Curved Bench Seats
- (G) 2-Bay, Curved Double-Faced Mobile Shelving Unit
- (H) 2-Bay, Straight Double-Faced Mobile Shelving Unit

*Specify laminate below.

*†Specify laminate below and fabric on page 609.


**LAMINATE COLORS
CAT.#**

- GEOCONFIGA60LAMO***
- GEOCONFIGB60LAMO***
- GEOCONFIGC60LAMO***
- GEOCONFIGD60LAMO***
- GEOCONFIGE60LAMO*†**
- GEOCONFIGF60LAMO*†**
- GEOCONFIGG60LAMO***
- GEOCONFIGH60LAMO***

LAMINATE COLORS:



Brodart Shelving – What to Know



Robust construction

- 3/4"-thick top panels for strength and rigidity.
- Solid hardwood, factory-assembled base.



Single-Faced Shelving

- Single-faced units have 10"D, 12"D, or 16"D end panels, fascia, adjustable shelves, and a fixed base shelf. Intended for installation against walls.
- Backs, sold separately, convey a solid look.

Double-Faced Shelving

- Double-faced units have 20"D or 24"D end panels, fascia, with adjustable shelves and fixed base shelves on each side. Intended for freestanding applications.
- Optional partition panels sold separately.



End Panels

- 1"-thick hardwood veneer plywood construction.
- All pieces are wood; cross-banded for strength and durability.

Basics

Starters include two finished end panels, with connecting holes on the inside only. Starters can be standalone units.

Adders include only one upright panel, with connecting holes on both sides. Adders must connect to a Starter.

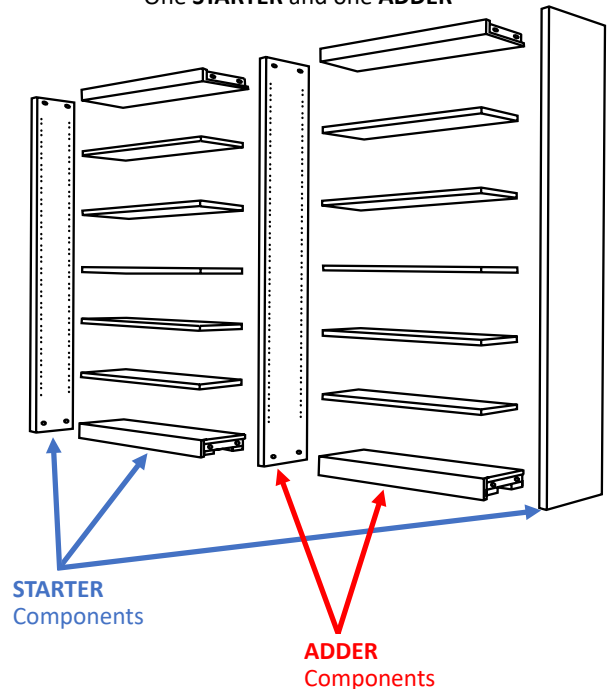
Note: Backs and Partitions must be ordered separately. Backs are used with single-sided shelving; Partitions are used with double-sided shelving.

ORDERING

For a single bookshelf, order a single Starter to use by itself.

For a row of shelving, order one Starter and as many Adders as needed to complete your desired row length.




Shelving Components:
One **STARTER** and one **ADDER**



Brodart Shelving Lines Comparison

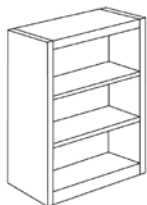
Elimina la filigrana digital ahora

SHELVING • WOOD

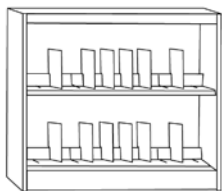
	Overview	Construction	Options
Classic 	Versatile aesthetic never goes out of style	Solid hardwoods and veneers	<ul style="list-style-type: none"> • Oak or maple hardwoods in a variety of stains • Single- or double-faced • 30"–82" heights • Wood or steel shelves • Choice of design details for end panels and tops • Optional continuous tops and decorative end panels
Reprise 	Value-priced alternative to traditional wood shelving	Thermally fused laminate	<ul style="list-style-type: none"> • Wide range of finish options: vibrant colors and wood-grain laminates • Single- or double-faced • Laminate or steel shelves • 30"–82" heights • Optional continuous tops and decorative end panels
Geometrix 	Incorporates curved and linear elements	Wood veneer or laminate	<ul style="list-style-type: none"> • Wide range of finish options: oak or maple veneer, vibrantly colored laminate, or wood grain laminate • Single- or double-faced • Linear, angled, and arced elements • Integrated and standalone seating • Wide variety of back panels: upholstered, tackboard, whiteboard, and magnetic whiteboard

Shelf Types

Wood & Laminate Shelving



Flat Shelves

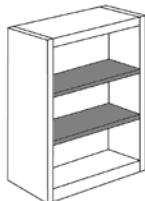


Picture Book Shelves

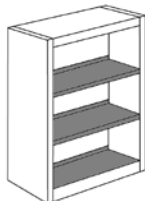


Tilt and Store Shelves*

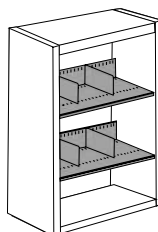
Wood & Steel Shelving



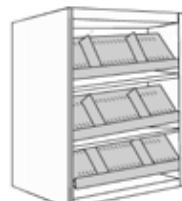
Omega Flat Steel Shelves



Omega Book Stop Steel Shelves**



Omega Picture Book/Dividers, Steel Shelves



Omega Periodical/Media Display, Steel Shelves



Omega Tilt and Store Steel Shelves*

*Shelves pivot up to reveal storage underneath.

**2"H lip on back edge prevents books from falling off.



Distinctive grain patterns offer a timeless look.




Classic Oak Shelving

Oak shelving with classic styling
Built to order. Ready to assemble. Ships from manufacturer via truck.

For more information on Brodart Shelving, see pages 488-489.

OAK FINISHES:



SINGLE-FACED, WALL-TYPE SHELVING

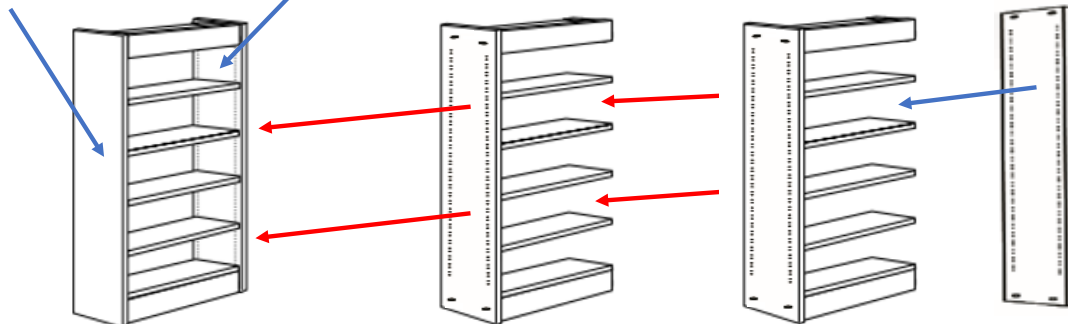
OVERALL HT.	SHELF DEPTH	NO. OF SHELVES	36"W STARTER CAT.#	LBS.	36"W ADDER CAT.#	LBS.
30"	10"	1 Fixed Base, 1 Adj.	\$1 731 000*	41.00	\$2 731 000*	33.00
30"	12"	1 Fixed Base, 1 Adj.	\$1 732 000*	54.00	\$2 732 000*	44.00
30"	16"	1 Fixed Base, 1 Adj.	\$1 733 000*	59.00	\$2 733 000*	48.00
36"	10"	1 Fixed Base, 2 Adj.	\$1 701 000*	51.00	\$2 701 000*	43.00
36"	12"	1 Fixed Base, 2 Adj.	\$1 702 000*	64.00	\$2 702 000*	54.00
36"	16"	1 Fixed Base, 2 Adj.	\$1 703 000*	69.00	\$2 703 000*	58.00
42"	10"	1 Fixed Base, 2 Adj.	\$1 981 000*	61.00	\$2 981 000*	53.00
42"	12"	1 Fixed Base, 2 Adj.	\$1 989 000*	74.00	\$2 989 000*	64.00
42"	16"	1 Fixed Base, 2 Adj.	\$1 677 000*	100.00	\$2 677 000*	90.00
48"	10"	1 Fixed Base, 2 Adj.	\$1 956 000*	71.00	\$2 956 000*	63.00
48"	12"	1 Fixed Base, 2 Adj.	\$1 957 000*	84.00	\$2 957 000*	74.00
60½"	10"	1 Fixed Base, 4 Adj.	\$1 979 000*	75.00	\$2 979 000*	65.00
60½"	12"	1 Fixed Base, 4 Adj.	\$1 988 000*	96.00	\$2 988 000*	81.00
60½"	16"	1 Fixed Base, 4 Adj.	\$1 678 000*	180.00	\$2 678 000*	130.00
72"	10"	1 Fixed Base, 4 Adj.	\$1 861 000*	88.00	\$2 861 000*	75.00
72"	12"	1 Fixed Base, 4 Adj.	\$1 863 000*	102.00	\$2 863 000*	87.00
72"	16"	1 Fixed Base, 4 Adj.	\$1 675 000*	107.00	\$2 675 000*	92.00
82"	10"	1 Fixed Base, 5 Adj.	\$1 976 000*	93.00	\$2 976 000*	80.00
82"	12"	1 Fixed Base, 5 Adj.	\$1 977 000*	112.00	\$2 977 000*	92.00
82"	16"	1 Fixed Base, 5 Adj.	\$1 679 000*	250.00	\$2 679 000*	214.00

*Specify oak finish above.

SHELVING ASSEMBLY

Elimina la filigrana digital ahora

1. Place Starter end panel with shelves on the left edge of your row of shelving.
2. Remove right Starter end panel and put it aside.
3. Attach Adder to the right side of your Starter.
4. Attach as many more Adders as needed.
5. Attach right Starter end panel (removed in Step 2) to the right side of your last Adder.



Notes:

- The diagram above shows the procedure for building a row of shelving from left to right; follow the same procedure in reverse when building from right to left (i.e., Place Starter end panel with shelves on the right edge of your row of shelving... etc.).
- This procedure applies to both single-sided and double-sided shelving.

DOUBLE-FACED, AISLE-TYPE SHELVING

OVERALL HT.	SHELF DEPTH	NO. OF SHELVES	36"W STARTER CAT.#	LBS.	PRICE	36"W ADDER CAT.#	LBS.
30"	20"	2 Fixed Base, 2 Adj.	\$1 734 000*	71.00	\$ 706.37	\$2 734 000*	56.00
30"	24"	2 Fixed Base, 2 Adj.	\$1 735 000*	94.00	733.07	\$2 735 000*	75.00
36"	20"	2 Fixed Base, 4 Adj.	\$1 710 000*	91.00	798.70	\$2 710 000*	76.00
36"	24"	2 Fixed Base, 4 Adj.	\$1 711 000*	114.00	825.40	\$2 711 000*	95.00
42"	20"	2 Fixed Base, 4 Adj.	\$1 987 000*	101.00	925.52	\$2 987 000*	86.00
42"	24"	2 Fixed Base, 4 Adj.	\$1 991 000*	124.00	990.04	\$2 991 000*	101.00
48"	20"	2 Fixed Base, 4 Adj.	\$1 958 000*	111.00	1,053.44	\$2 958 000*	96.00
48"	24"	2 Fixed Base, 4 Adj.	\$1 959 000*	134.00	1,113.51	\$2 959 000*	111.00
60½"	20"	2 Fixed Base, 8 Adj.	\$1 985 000*	139.00	1,322.64	\$2 985 000*	115.00
60½"	24"	2 Fixed Base, 8 Adj.	\$1 986 000*	170.00	1,400.51	\$2 986 000*	142.00
72"	20"	2 Fixed Base, 8 Adj.	\$1 865 000*	160.00	1,501.74	\$2 865 000*	128.00
72"	24"	2 Fixed Base, 8 Adj.	\$1 866 000*	199.00	1,539.56	\$2 866 000*	163.00
82"	20"	2 Fixed Base, 10 Adj.	\$1 983 000*	175.00	1,744.24	\$2 983 000*	143.00
82"	24"	2 Fixed Base, 10 Adj.	\$1 990 000*	214.00	1,877.73	\$2 990 000*	178.00

*Specify oak finish on facing page.

OPTIONAL WOOD BACKS AND PARTITIONS WITH OAK VENEERS

OVERALL HT.	BACK CAT.#	LBS.	PRICE	PARTITION CAT.#	LBS.
30"	SB 610 000*	8.00		SB 614 000*	8.00
36"	SB 612 000*	10.00		SB 616 000*	10.00
42"	SB 604 000*	12.00		SB 605 000*	12.00
48"	SB 606 000*	16.00		SB 607 000*	16.00
60½"	SB 602 000*	18.00		SB 603 000*	18.00
72"	SB 620 000*	20.00		SB 621 000*	20.00
82"	SB 600 000*	22.00		SB 601 000*	22.00

*Specify oak finish on facing page.

OPTIONAL ECONOMY BACKS AND PARTITIONS

OVERALL HT.	BACK CAT.#	LBS.	PARTITION CAT.#	LBS.
30"	SB 611*	8.00	SB 615*	8.00
36"	SB 613*	10.00	SB 617*	10.00
42"	SB 943*	12.00	SB 949*	12.00
48"	SB 948*	16.00	SB 950*	16.00
60½"	SB 942*	18.00	SB 947*	18.00
72"	SB 960*	20.00	SB 961*	20.00
82"	SB 939*	22.00	SB 945*	22.00

*Specify finish: Light-L00 or Dark-D00.

NOTE: Backs are finished on one side for use with single-sided shelving; Partitions are finished on two sides for use with double-faced shelving.

WARRANTY
YEAR

Wood • SHELVING

First-class maple hardwood shows off your collection with style.



Classic Maple Shelving

Maple shelving with classic styling
Built to order. Ready to assemble. Ships from manufacturer via truck.


pdfelement

SINGLE-FACED, WALL-TYPE SHELVING

OVERALL HT.	SHELF DEPTH	NO. OF SHELVES	36"W STARTER CAT.#	LBS.	36"W ADDER CAT.#	LBS.
30"	10"	1 Fixed Base, 1 Adj.	1S 731 000*	41.00	2S 731 000*	33.00
30"	12"	1 Fixed Base, 1 Adj.	1S 732 000*	54.00	2S 732 000*	44.00
36"	10"	1 Fixed Base, 2 Adj.	1S 701 000*	51.00	2S 701 000*	43.00
36"	12"	1 Fixed Base, 2 Adj.	1S 702 000*	64.00	2S 702 000*	54.00
42"	10"	1 Fixed Base, 2 Adj.	1S 981 000*	61.00	2S 981 000*	53.00
42"	12"	1 Fixed Base, 2 Adj.	1S 989 000*	74.00	2S 989 000*	64.00
48"	10"	1 Fixed Base, 2 Adj.	1S 956 000*	71.00	2S 956 000*	63.00
48"	12"	1 Fixed Base, 2 Adj.	1S 957 000*	84.00	2S 957 000*	74.00
60½"	10"	1 Fixed Base, 4 Adj.	1S 979 000*	75.00	2S 979 000*	65.00
60½"	12"	1 Fixed Base, 4 Adj.	1S 988 000*	96.00	2S 988 000*	81.00
72"	10"	1 Fixed Base, 4 Adj.	1S 861 000*	88.00	2S 861 000*	75.00
72"	12"	1 Fixed Base, 4 Adj.	1S 863 000*	102.00	2S 863 000*	87.00
82"	10"	1 Fixed Base, 5 Adj.	1S 976 000*	93.00	2S 976 000*	80.00
82"	12"	1 Fixed Base, 5 Adj.	1S 977 000*	112.00	2S 977 000*	92.00

*Specify maple finish below.

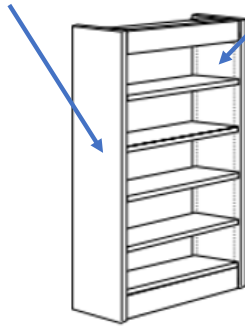
MAPLE FINISHES:



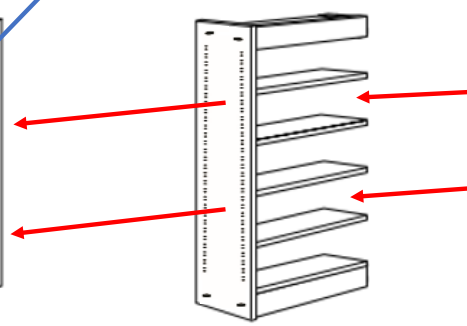
SHELVING ASSEMBLY

Elimina la filigrana digital ahora

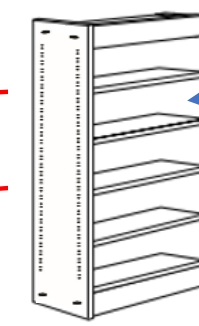
1. Place Starter end panel with shelves on the left edge of your row of shelving.



2. Remove right Starter end panel and put it aside.



3. Attach Adder to the right side of your Starter.



4. Attach as many more Adders as needed.

5. Attach right Starter end panel (removed in Step 2) to the right side of your last Adder.



Notes:

- The diagram above shows the procedure for building a row of shelving from left to right; follow the same procedure in reverse when building from right to left (i.e., Place Starter end panel with shelves on the right edge of your row of shelving... etc.).
- This procedure applies to both single-sided and double-sided shelving.

DOUBLE-FACED, AISLE-TYPE SHELVING

OVERALL HT.	SHELF DEPTH	NO. OF SHELVES	36"W STARTER CAT.#	LBS.	36"W ADDER CAT.#	LBS.
30"	20"	2 Fixed Base, 2 Adj.	1S 734 000*	71.00	2S 734 000*	56.00
30"	24"	2 Fixed Base, 2 Adj.	1S 735 000*	94.00	2S 735 000*	75.00
36"	20"	2 Fixed Base, 4 Adj.	1S 710 000*	91.00	2S 710 000*	76.00
36"	24"	2 Fixed Base, 4 Adj.	1S 711 000*	114.00	2S 711 000*	95.00
42"	20"	2 Fixed Base, 4 Adj.	1S 987 000*	101.00	2S 987 000*	86.00
42"	24"	2 Fixed Base, 4 Adj.	1S 991 000*	124.00	2S 991 000*	101.00
48"	20"	2 Fixed Base, 4 Adj.	1S 958 000*	111.00	2S 958 000*	96.00
48"	24"	2 Fixed Base, 4 Adj.	1S 959 000*	134.00	2S 959 000*	111.00
60½"	20"	2 Fixed Base, 8 Adj.	1S 985 000*	139.00	2S 985 000*	115.00
60½"	24"	2 Fixed Base, 8 Adj.	1S 986 000*	170.00	2S 986 000*	142.00
72"	20"	2 Fixed Base, 8 Adj.	1S 865 000*	160.00	2S 865 000*	128.00
72"	24"	2 Fixed Base, 8 Adj.	1S 866 000*	199.00	2S 866 000*	163.00
82"	20"	2 Fixed Base, 10 Adj.	1S 983 000*	175.00	2S 983 000*	143.00
82"	24"	2 Fixed Base, 10 Adj.	1S 990 000*	214.00	2S 990 000*	178.00

*Specify maple finish on facing page.

OPTIONAL WOOD BACKS AND PARTITIONS WITH MAPLE VENEERS

OVERALL HT.	BACK CAT.#	LBS.	PARTITION CAT.#	LBS.
30"	BS 610 000*	8.00	BS 614 000*	8.00
36"	BS 612 000*	10.00	BS 616 000*	10.00
42"	BS 604 000*	12.00	BS 605 000*	12.00
48"	BS 606 000*	16.00	BS 607 000*	16.00
60½"	BS 602 000*	18.00	BS 603 000*	18.00
72"	BS 620 000*	20.00	BS 621 000*	20.00
82"	BS 600 000*	22.00	BS 601 000*	22.00

*Specify maple finish on facing page.

OPTIONAL ECONOMY BACKS AND PARTITIONS

OVERALL HT.	BACK CAT.#	LBS.	PRICE	PARTITION CAT.#	LBS.
30"	SB 611*	8.00	\$ 68.00	SB 615*	8.00
36"	SB 613*	10.00	68.00	SB 617*	10.00
42"	SB 943*	12.00	83.00	SB 949*	12.00
48"	SB 948*	16.00	83.00	SB 950*	16.00
60½"	SB 942*	18.00	114.00	SB 947*	18.00
72"	SB 960*	20.00	114.00	SB 961*	20.00
82"	SB 939*	22.00	114.00	SB 945*	22.00

*Specify finish: Light-L00 or Dark-D00.

NOTE: Backs are finished on one side for use with single-sided shelving; Partitions are finished on two sides for use with double-faced shelving.



Add some color to your warm oak design with our sturdy steel flat shelving.



Classic Oak with Omega Steel Flat Shelving

The warmth of wood and the strength of steel with classic styling

Built to order. Ready to assemble. Ships from manufacturer via truck.

SINGLE-FACED, WALL-TYPE SHELVING

OVERALL HT.	SHELF DEPTH	NO. OF SHELVES	36"W STARTER CAT.#	LBS.	36"W ADDER CAT.#	LBS.
30"	10"	1 Fixed Base, 1 Adj.	\$5 731 000*	41.00	\$6 731 000*	33.00
30"	12"	1 Fixed Base, 1 Adj.	\$5 732 000*	54.00	\$6 732 000*	44.00
36"	10"	1 Fixed Base, 2 Adj.	\$5 701 000*	51.00	\$6 701 000*	43.00
36"	12"	1 Fixed Base, 2 Adj.	\$5 702 000*	64.00	\$6 702 000*	54.00
42"	10"	1 Fixed Base, 2 Adj.	\$5 981 000*	61.00	\$6 981 000*	53.00
42"	12"	1 Fixed Base, 2 Adj.	\$5 989 000*	74.00	\$6 989 000*	64.00
48"	10"	1 Fixed Base, 2 Adj.	\$5 956 000*	71.00	\$6 956 000*	63.00
48"	12"	1 Fixed Base, 2 Adj.	\$5 957 000*	84.00	\$6 957 000*	74.00
60½"	10"	1 Fixed Base, 4 Adj.	\$5 979 000*	75.00	\$6 979 000*	65.00
60½"	12"	1 Fixed Base, 4 Adj.	\$5 988 000*	96.00	\$6 988 000*	81.00
72"	10"	1 Fixed Base, 4 Adj.	\$5 861 000*	82.00	\$6 861 000*	72.00
72"	12"	1 Fixed Base, 4 Adj.	\$5 863 000*	99.00	\$6 863 000*	81.00
82"	10"	1 Fixed Base, 5 Adj.	\$5 976 000*	93.00	\$6 976 000*	80.00
82"	12"	1 Fixed Base, 5 Adj.	\$5 977 000*	112.00	\$6 977 000*	92.00

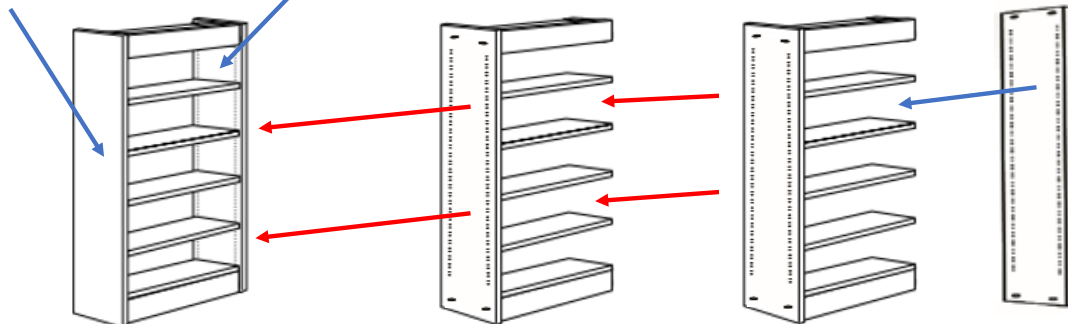
*Specify oak finish and metal shelf color below.

OAK FINISHES:			METAL COLORS:					
Dark-801	Medium-837	Natural-089	Almond	Sand	Gray	Copper	Brown	Red
Clear-033	Solar-716		Blue	Burgundy	Black	Textured Anthracite	Textured Black	

SHELVING ASSEMBLY

Elimina la filigrana digital ahora

1. Place Starter end panel with shelves on the left edge of your row of shelving.
2. Remove right Starter end panel and put it aside.
3. Attach Adder to the right side of your Starter.
4. Attach as many more Adders as needed.
5. Attach right Starter end panel (removed in Step 2) to the right side of your last Adder.



Notes:

- The diagram above shows the procedure for building a row of shelving from left to right; follow the same procedure in reverse when building from right to left (i.e., Place Starter end panel with shelves on the right edge of your row of shelving... etc.).
- This procedure applies to both single-sided and double-sided shelving.

DOUBLE-FACED, AISLE-TYPE SHELVING P

OVERALL HT.	SHELF DEPTH	NO. OF SHELVES	36"W STARTER CAT.#	LBS.	36"W ADDER CAT.#	LBS.
30"	20"	2 Fixed Base, 2 Adj.	\$5 734 000*	71.00	\$6 734 000*	56.00
30"	24"	2 Fixed Base, 2 Adj.	\$5 735 000*	94.00	\$6 735 000*	75.00
36"	20"	2 Fixed Base, 4 Adj.	\$5 710 000*	91.00	\$6 710 000*	76.00
36"	24"	2 Fixed Base, 4 Adj.	\$5 711 000*	114.00	\$6 711 000*	95.00
42"	20"	2 Fixed Base, 4 Adj.	\$5 987 000*	101.00	\$6 987 000*	86.00
42"	24"	2 Fixed Base, 4 Adj.	\$5 991 000*	124.00	\$6 991 000*	101.00
48"	20"	2 Fixed Base, 4 Adj.	\$5 958 000*	111.00	\$6 958 000*	96.00
48"	24"	2 Fixed Base, 4 Adj.	\$5 959 000*	134.00	\$2 959 000*	111.00
60½"	20"	2 Fixed Base, 8 Adj.	\$5 985 000*	139.00	\$6 985 000*	115.00
60½"	24"	2 Fixed Base, 8 Adj.	\$5 986 000*	170.00	\$2 986 000*	142.00
72"	20"	2 Fixed Base, 8 Adj.	\$5 865 000*	153.00	\$6 865 000*	125.00
72"	24"	2 Fixed Base, 8 Adj.	\$5 866 000*	188.00	\$6 866 000*	156.00
82"	20"	2 Fixed Base, 10 Adj.	\$5 983 000*	175.00	\$6 983 000*	143.00
82"	24"	2 Fixed Base, 10 Adj.	\$5 990 000*	214.00	\$6 990 000*	178.00

*Specify oak finish and metal shelf color on facing page.

OPTIONAL WOOD BACKS AND PARTITIONS WITH OAK VENEERS

OVERALL HT.	BACK CAT.#	LBS.	PRICE	PARTITION CAT.#	LBS.
30"	SB 610 000*	8.00		SB 614 000*	8.00
36"	SB 612 000*	10.00		SB 616 000*	10.00
42"	SB 604 000*	12.00		SB 605 000*	12.00
48"	SB 606 000*	16.00		SB 607 000*	16.00
60½"	SB 602 000*	18.00		SB 603 000*	18.00
72"	SB 620 000*	20.00		SB 621 000*	20.00
82"	SB 600 000*	22.00		SB 601 000*	22.00

*Specify oak finish on facing page.

OPTIONAL ECONOMY BACKS AND PARTITIONS

OVERALL HT.	BACK CAT.#	LBS.	PARTITION CAT.#	LBS.
30"	SB 611*	8.00	SB 615*	8.00
36"	SB 613*	10.00	SB 617*	10.00
42"	SB 943*	12.00	SB 949*	12.00
48"	SB 948*	16.00	SB 950*	16.00
60½"	SB 942*	18.00	SB 947*	18.00
72"	SB 960*	20.00	SB 961*	20.00
82"	SB 939*	22.00	SB 945*	22.00

*Specify finish: Light-L00 or Dark-D00.

NOTE: Backs are finished on one side for use with single-sided shelving; Partitions are finished on two sides for use with double-faced shelving.



Configurable shelving suits the design or layout of your choice. Elimina la filigrana digital ahora



Adder



Starter



Reprise Laminate Flat Shelf Shelving

Modular shelving solution provides durability with warm styling
Built to order. Ready to assemble. Ships from manufacturer via truck.



NOTE:

*Backs are finished on one side for use with single-sided shelving;
Partitions are finished on two sides for use with double-faced shelving.*

SINGLE-FACED, WALL-TYPE SHELVING

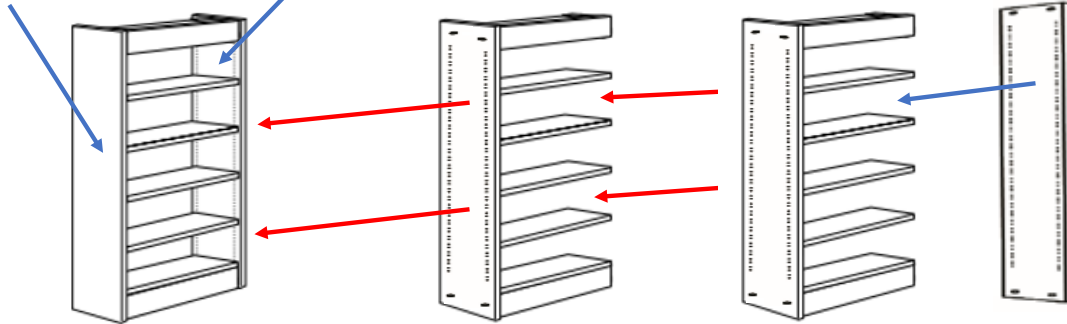
OVERALL HT.	SHELF DEPTH	NO. OF SHELVES	36"W STARTER CAT.#	LBS.	36"W ADDER CAT.#	LBS.
30"	10"	1 Fixed Base, 1 Adj.	RP1 731 S00*	48.00	RP2 731 S00*	40.00
30"	12"	1 Fixed Base, 1 Adj.	RP1 732 S00*	61.00	RP2 732 S00*	51.00
36"	10"	1 Fixed Base, 2 Adj.	RP1 701 S00*	51.00	RP2 701 S00*	43.00
36"	12"	1 Fixed Base, 2 Adj.	RP1 702 S00*	64.00	RP2 702 S00*	54.00
42"	10"	1 Fixed Base, 2 Adj.	RP1 981 S00*	61.00	RP2 981 S00*	53.00
42"	12"	1 Fixed Base, 2 Adj.	RP1 989 S00*	74.00	RP2 989 S00*	64.00
48"	10"	1 Fixed Base, 2 Adj.	RP1 761 S00*	71.00	RP2 761 S00*	63.00
48"	12"	1 Fixed Base, 2 Adj.	RP1 762 S00*	84.00	RP2 762 S00*	74.00
60½"	10"	1 Fixed Base, 4 Adj.	RP1 979 S00*	75.00	RP2 979 S00*	65.00
60½"	12"	1 Fixed Base, 4 Adj.	RP1 988 S00*	96.00	RP2 988 S00*	81.00
72"	10"	1 Fixed Base, 4 Adj.	RP1 861 S00*	88.00	RP2 861 S00*	75.00
72"	12"	1 Fixed Base, 4 Adj.	RP1 863 S00*	102.00	RP2 863 S00*	87.00
82"	10"	1 Fixed Base, 5 Adj.	RP1 976 S00*	93.00	RP2 976 S00*	80.00
82"	12"	1 Fixed Base, 5 Adj.	RP1 977 S00*	112.00	RP2 977 S00*	92.00

*Specify laminate and metal shelf color on facing page.

SHELVING ASSEMBLY

Elimina la filigrana digital ahora

1. Place Starter end panel with shelves on the left edge of your row of shelving.
2. Remove right Starter end panel and put it aside.
3. Attach Adder to the right side of your Starter.
4. Attach as many more Adders as needed.
5. Attach right Starter end panel (removed in Step 2) to the right side of your last Adder.



Notes:

- The diagram above shows the procedure for building a row of shelving from left to right; follow the same procedure in reverse when building from right to left (i.e., Place Starter end panel with shelves on the right edge of your row of shelving... etc.).
- This procedure applies to both single-sided and double-sided shelving.

DOUBLE-FACED, AISLE-TYPE SHELVING

OVERALL HT.	SHELF DEPTH	NO. OF SHELVES	36"W STARTER		36"W ADDER	
			CAT.#	LBS.	CAT.#	LBS.
30"	20"	2 Fixed Base, 2 Adj.	RP1 734 S00*	85.00	RP2 734 S00*	70.00
30"	24"	2 Fixed Base, 2 Adj.	RP1 735 S00*	108.00	RP2 735 S00*	89.00
36"	20"	2 Fixed Base, 4 Adj.	RP1 710 S00*	91.00	RP2 710 S00*	76.00
36"	24"	2 Fixed Base, 4 Adj.	RP1 711 S00*	114.00	RP2 711 S00*	95.00
42"	20"	2 Fixed Base, 4 Adj.	RP1 987 S00*	101.00	RP2 987 S00*	86.00
42"	24"	2 Fixed Base, 4 Adj.	RP1 991 S00*	124.00	RP2 991 S00*	101.00
48"	20"	2 Fixed Base, 4 Adj.	RP1 765 S00*	111.00	RP2 765 S00*	96.00
48"	24"	2 Fixed Base, 4 Adj.	RP1 766 S00*	134.00	RP2 766 S00*	111.00
60½"	20"	2 Fixed Base, 8 Adj.	RP1 985 S00*	139.00	RP2 985 S00*	115.00
60½"	24"	2 Fixed Base, 8 Adj.	RP1 986 S00*	170.00	RP2 986 S00*	142.00
72"	20"	2 Fixed Base, 8 Adj.	RP1 865 S00*	160.00	RP2 865 S00*	128.00
72"	24"	2 Fixed Base, 8 Adj.	RP1 866 S00*	199.00	RP2 866 S00*	163.00
82"	20"	2 Fixed Base, 10 Adj.	RP1 983 S00*	175.00	RP2 983 S00*	143.00
82"	24"	2 Fixed Base, 10 Adj.	RP1 990 S00*	214.00	RP2 990 S00*	178.00

*Specify laminate and metal shelf color below.

OPTIONAL WOOD BACKS/PARTITIONS


OVERALL SHELF HT.	CAT.#	LBS.
30"	RPB 610 S00*	8.00
36"	RPB 612 S00*	10.00
42"	RPB 604 S00*	12.00
48"	RPB 606 S00*	15.00
60½"	RPB 602 S00*	18.00
72"	RPB 620 S00*	20.00
82"	RPB 600 S00*	22.00

*Specify laminate at right.

LAMINATE COLORS:



METAL COLORS:



A distinct angled lip adds security to your contemporary Reprise unit.



Adder




Starter



Reprise Laminate Omega Metal Bookstop Shelving

Steel shelves designed to fit Brodart's Reprise shelving. Built to order. Ready to assemble. Ships from manufacturer.

Bookstop Shelves are 90° angled; 1 1/2" H lip functions as a bookstop



SINGLE-FACED, WALL-TYPE SHELVING

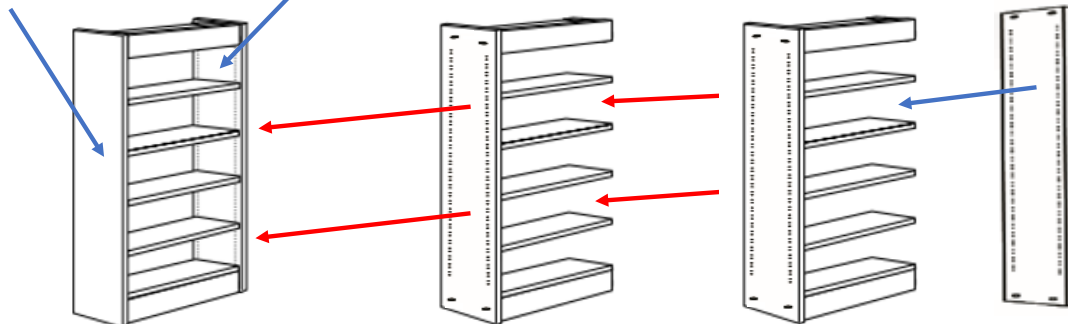
OVERALL HT.	SHELF DEPTH	NO. OF SHELVES	36"W STARTER CAT.#	LBS.	36"W ADDER CAT.#	LBS.
30"	10"	1 Fixed Base, 1 Adj.	RP7 731 S00*	53.00	RP8 731 S00*	45.00
30"	12"	1 Fixed Base, 1 Adj.	RP7 732 S00*	66.00	RP8 732 S00*	56.00
36"	10"	1 Fixed Base, 2 Adj.	RP7 701 S00*	56.00	RP8 701 S00*	48.00
36"	12"	1 Fixed Base, 2 Adj.	RP7 702 S00*	69.00	RP8 702 S00*	59.00
42"	10"	1 Fixed Base, 2 Adj.	RP7 981 S00*	61.00	RP8 981 S00*	53.00
42"	12"	1 Fixed Base, 2 Adj.	RP7 989 S00*	74.00	RP8 989 S00*	64.00
48"	10"	1 Fixed Base, 2 Adj.	RP7 761 S00*	66.00	RP8 761 S00*	58.00
48"	12"	1 Fixed Base, 2 Adj.	RP7 762 S00*	79.00	RP8 762 S00*	69.00
60 1/2"	10"	1 Fixed Base, 4 Adj.	RP7 979 S00*	75.00	RP8 979 S00*	65.00
60 1/2"	12"	1 Fixed Base, 4 Adj.	RP7 988 S00*	96.00	RP8 988 S00*	81.00
82"	10"	1 Fixed Base, 5 Adj.	RP7 976 S00*	93.00	RP8 976 S00*	80.00
82"	12"	1 Fixed Base, 5 Adj.	RP7 977 S00*	112.00	RP8 977 S00*	92.00

*Specify laminate and metal shelf color on facing page.

SHELVING ASSEMBLY

Elimina la filigrana digital ahora

1. Place Starter end panel with shelves on the left edge of your row of shelving.
2. Remove right Starter end panel and put it aside.
3. Attach Adder to the right side of your Starter.
4. Attach as many more Adders as needed.
5. Attach right Starter end panel (removed in Step 2) to the right side of your last Adder.



Notes:

- The diagram above shows the procedure for building a row of shelving from left to right; follow the same procedure in reverse when building from right to left (i.e., Place Starter end panel with shelves on the right edge of your row of shelving... etc.).
- This procedure applies to both single-sided and double-sided shelving.

DOUBLE-FACED, AISLE-TYPE SHELVING


OVERALL HT.	SHELF DEPTH	NO. OF SHELVES	36"W STARTER CAT.#	LBS.	36"W ADDER CAT.#	LBS.
30"	20"	2 Fixed Base, 2 Adj.	RP7 734 S00*	85.00	RP8 734 S00*	70.00
30"	24"	2 Fixed Base, 2 Adj.	RP7 735 S00*	108.00	RP8 735 S00*	89.00
36"	20"	2 Fixed Base, 4 Adj.	RP7 710 S00*	91.00	RP8 710 S00*	76.00
36"	24"	2 Fixed Base, 4 Adj.	RP7 711 S00*	114.00	RP8 711 S00*	95.00
42"	20"	2 Fixed Base, 4 Adj.	RP7 987 S00*	101.00	RP8 987 S00*	86.00
42"	24"	2 Fixed Base, 4 Adj.	RP7 991 S00*	124.00	RP8 991 S00*	101.00
48"	20"	2 Fixed Base, 4 Adj.	RP7 765 S00*	111.00	RP8 765 S00*	96.00
48"	24"	2 Fixed Base, 4 Adj.	RP7 766 S00*	134.00	RP8 766 S00*	111.00
60½"	20"	2 Fixed Base, 8 Adj.	RP7 985 S00*	139.00	RP8 985 S00*	115.00
60½"	24"	2 Fixed Base, 8 Adj.	RP7 986 S00*	170.00	RP8 986 S00*	142.00
82"	20"	2 Fixed Base, 10 Adj.	RP7 983 S00*	175.00	RP8 983 S00*	143.00
82"	24"	2 Fixed Base, 10 Adj.	RP7 990 S00*	214.00	RP8 990 S00*	178.00

*Specify laminate and metal shelf color below.

LAMINATE COLORS:



METAL COLORS:





A



B

Classic Single-Faced Tilt-and-Store Periodical Shelving

Sloping, easy-to-browse shelves tilt up to store back issues

- Solid wood frame with 1"-thick 5-ply wood end panels and 3/4"-thick solid wood with hidden flat storage shelves
 - Choose wood sloping shelves or 18-gauge metal sloping shelves
 - Wood sloping shelves are 35"W with 3/4"H retaining lip; groove underneath offers easy lift-up access to back issues
 - Metal sloping shelves are 35"W with 1/2" retaining lip and powder-coat finish
 - Optional wood backs with matching oak veneer; sold separately below
- Built to order. Ready to assemble. Ships from manufacturer via truck.

(A) WOOD SLOPING SHELVES - 36"W x 16"D

CAT.#	DESCRIPTION	LBS.
S1 937 000*	42"H Starter with 2 Shelves	100.00
S2 937 000*	42"H Adder with 2 Shelves	90.00
SB 604 000*	42"H Wood Back w/Oak Veneer	12.00
SB 943 L00	42"H Economy Back, Lt.	12.00
SB 943 D00	42"H Economy Back, Drk.	12.00
S1 936 000*	60½"H Starter with 3 Shelves	180.00
S2 936 000*	60½"H Adder with 3 Shelves	130.00
SB 602 000*	60½"H Wood Back w/Oak Veneer	18.00
SB 942 L00	60½"H Economy Back, Lt.	18.00
SB 942 D00	60½"H Economy Back, Drk.	18.00
S1 935 000*	82"H Starter with 5 Shelves	250.00
S2 935 000*	82"H Adder with 5 Shelves	214.00
SB 600 000*	82"H Wood Back w/Oak Veneer	22.00
SB 939 L00	82"H Economy Back, Lt.	22.00
SB 939 D00	82"H Economy Back, Drk.	22.00

*Specify oak finish on facing page.

(B) OMEGA METAL SLOPING SHELVES - 36"W x 16"D

CAT.#	DESCRIPTION	LBS.
S7 937 000*	42"H Starter with 3 Shelves	120.00
S8 937 000*	42"H Adder with 3 Shelves	110.00
SB 604 000*	42"H Wood Back w/Oak Veneer	12.00
SB 943 L00	42"H Economy Back, Lt.	12.00
SB 943 D00	42"H Economy Back, Drk.	12.00
S7 936 000*	60½"H Starter with 4 Shelves	200.00
S8 936 000*	60½"H Adder with 4 Shelves	150.00
SB 602 000*	60½"H Wood Back w/Oak Veneer	18.00
SB 942 L00	60½"H Economy Back, Lt.	18.00
SB 942 D00	60½"H Economy Back, Drk.	18.00
S7 935 000*	82"H Starter with 5 Shelves	270.00
S8 935 000*	82"H Adder with 5 Shelves	234.00
SB 600 000*	82"H Wood Back w/Oak Veneer	22.00
SB 939 L00	82"H Economy Back, Lt.	22.00
SB 939 D00	82"H Economy Back, Drk.	22.00

*Specify oak finish and metal shelf color on facing page.

WARRANTY
YEAR

Classic End-of-Range Oak Shelving

Create needed space at the end

of double-faced shelving ranges

Built to order. Ready to assemble. Ships from manufacturer via truck.



A

(A) BOOKS & MEDIA

CAT.#	H x W x D	ADJ. SHELVES	LBS.
S1 114 000*	42" x 20" x 12"	2	91.00
S1 115 000*	42" x 24" x 12"	2	114.00
S1 116 000*	48" x 20" x 12"	2	101.00
S1 117 000*	48" x 24" x 12"	2	124.00
S1 118 000*	60½" x 20" x 12"	4	129.00
S1 119 000*	60½" x 24" x 12"	4	160.00
S1 120 000*	82" x 20" x 12"	5	165.00
S1 121 000*	82" x 24" x 12"	5	204.00

*Specify oak finish on facing page.

(B) PERIODICALS & MAGAZINES

CAT.#	DESCRIPTION	H x W x D	LBS.
S1 123 000*	2 Sloped, 1 Flat Shelf	42" x 20" x 12"	50.00
S1 124 000*	2 Sloped, 1 Flat Shelf	42" x 24" x 12"	73.00
S1 125 000*	2 Sloped, 1 Flat Shelf	48" x 20" x 12"	77.00
S1 126 000*	2 Sloped, 1 Flat Shelf	48" x 24" x 12"	80.00
S1 127 000*	3 Sloped, 2 Flat Shelves	60½" x 20" x 12"	84.00
S1 128 000*	3 Sloped, 2 Flat Shelves	60½" x 24" x 12"	87.00
S1 129 000*	5 Sloped, 4 Flat Shelves	82" x 20" x 12"	104.00
S1 130 000*	5 Sloped, 4 Flat Shelves	82" x 24" x 12"	107.00

*Specify oak finish on facing page.



B

Classic



Accentua



CLASSIC END PANELS

SINGLE-FACED

CAT.#	OVERALL HT.	SHELF DEPTH	LBS.
62 703 000*	42"	12"	12.00
62 706 000*	66"	12"	19.00
62 709 000*	78"	12"	24.00
62 712 000*	84"	12"	27.00
62 715 000*	90"	12"	29.00

*Specify oak finish below.

DOUBLE-FACED

CAT.#	OVERALL HT.	SHELF DEPTH	LBS.
62 723 000*	42"	24"	24.00
62 726 000*	66"	24"	38.00
62 729 000*	78"	24"	48.00
62 732 000*	84"	24"	54.00
62 735 000*	90"	24"	58.00

*Specify oak finish below.

ACCENTUA END PANELS

DOUBLE-FACED

CAT.#	OVERALL HT.	SHELF DEPTH	LBS.
AC 120 000*	42"	20"	42.00
AC 124 000*	42"	24"	47.00
AC 121 000*	48"	20"	47.00
AC 125 000*	48"	24"	49.00
AC 122 000*	66"	20"	50.00
AC 126 000*	66"	24"	52.00
AC 123 000*	84"	20"	72.00
AC 127 000*	84"	24"	82.00

*Specify oak finish below.



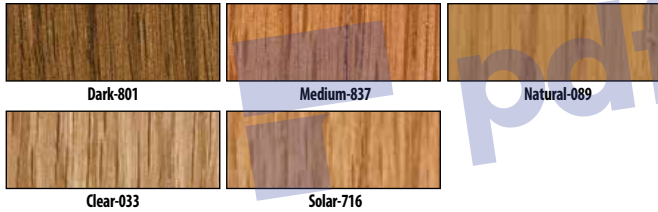
Oak End Panels for Steel Shelving

Add the beauty of wood to steel shelving

- Quality constructed of 1½"-thick high-density particleboard covered with select Grade AA oak veneer
 - All edges are eased and finished with solid oak edgebanding
 - End panels are not machined; no fastening hardware
 - Exact height/depth of panel must be specified when ordering
- Built to order. Assembled. Ships from manufacturer via truck.



OAK FINISHES




MAPLE FINISHES





PIGMENTED STAINS



METAL COLORS



Elimina la filigrana digital ahora



WARRANTY

YEAR

Elimina la filigrana digital ahora

Wood and Steel Shelves

Customize shelving to fit your needs

- All shelves are 35"W; choose 3/4"-thick solid oak, solid maple, or Omega 18-gauge steel shelves
- Wood flat shelves have a weight capacity of 150 lbs.
- Wood picture book shelf (oak only) includes six adjustable hardboard dividers and a 2"H slotted back to keep dividers in place
- Omega Flat Shelf is 1" thick and accepts Wire Book Supports
- Sloping Omega Media Shelf with six dividers provides face-out display; measures 11"H x 35"W x 4"D
- Omega Divider Shelf includes two dividers and built-in 6"H bookstop; extra dividers sold separately below
- Omega Divider Shelf is slotted every 1 1/4" for customized width adjustments; features safety securement under shelf that locks dividers in place with pin insert
- Omega Bookstop Shelf has 1 1/2"H rear lip that functions as a bookstop
- Four shelf pins included with wood shelves; extra shelf pins sold separately below

SOLID WOOD SHELVES

CAT.#	DESCRIPTION	LBS.
60 060 000*	10"D Oak Flat Shelf	8.00
60 122 000*	10"D Maple Flat Shelf	8.00
60 061 000*	12"D Oak Flat Shelf	9.00
60 123 000*	12"D Maple Flat Shelf	9.00
60 062 000*	(A) 12"D Oak Picture Book Shelf	11.00

*Specify applicable finish below.

OMEGA STEEL SHELVES

CAT.#	DESCRIPTION	LBS.
73 003 000*	10"D Flat Shelf	9.00
73 004 000*	12"D Flat Shelf	11.00
73 100 000*	(B) Media Shelf	5.00
73 103 000*	(C) Divider Shelf	22.00
73 104 000*	Extra Dividers for Divider Shelf (2)	1.00
73 001 000*	(D) 10"D Bookstop Shelf	8.00
73 002 000*	12"D Bookstop Shelf	9.00
73 009 001	Shelf Pins (4)	0.10

*Specify metal color below.

METAL COLORS:



OAK FINISHES:



MAPLE FINISHES:



Step Shelf

Doubles CD or DVD capacity

- Convert any flat shelf to display two rows of CDs and DVDs
- Two-step shelf has 5"D top shelf and 5 1/2"D bottom shelf
- 18-gauge powder-coated steel construction with welded metal back support for stability
- Upright support is L-shaped with magnetic bottom to hold CDs and DVDs upright inside the Step Shelf

Built to order. Ships from manufacturer.

CAT.#	DESCRIPTION	H x W x D	LBS.
SH 915*	(A) Step Shelf	10" x 35" x 11 1/2"	10.00
SH 914*	(B) Upright Support	2 1/2" x 5 1/2" x 2"	2.00

*Specify color: Black-001 or Almond-002.



Zig Zag Displayers

A fun way to showcase key titles

- 3/16"-thick clear acrylic for shelf use
- Designed for face-out book display
- Small Displayer has five display areas, each measuring 4"H x 2 3/4"W x 7 3/8"D
- Large Displayer has four display areas, each measuring 4 3/4"H x 4 3/4"W x 8 1/2"D



Same Day Shipping

CAT.#	DESCRIPTION	H x W x D	LBS.
81 992 001	(A) Small Displayer	5" x 33 3/4" x 5 3/8"	1.80
81 993 001	(B) Large Displayer	8 3/4" x 31" x 6 3/8"	4.15

SuperShelf™

Converts any standard shelf to media displayer

- Six compartments hold approximately 24 paperbacks or 18 VHS
 - Zigzag-shaped metal insert fits any standard flat 36"W shelf
 - Smooth, rounded front edges for safety
 - Attaches easily with screws (included) or double-sided tape (not included)
- Built to order. **Same Day Shipping**

CAT.#	H x W x D	LBS.
MO 916*	7" x 34 3/8" x 2 3/8"	6.00

*Specify color: Black-001Q or Almond-002Q.




Display Insert

10"H back offers easy full-cover viewing

- Metal insert slips over bookshelf front and extends 5" underneath for solid support
 - Easily converts shelves up to 3/4" thick into instant display shelf; no tools required
 - One-piece metal construction with smooth, rounded front and top edges
- Built to order. **Same Day Shipping**

CAT.#	H x W x D	LBS.
MO 913*	8" x 35" x 5"	8.00

*Specify color: Black-001Q or Almond-002Q.



Acrylic Shelf Adapters

Clear acrylic adapters retrofit any 10" or 12"D shelving

- Heavy-duty acrylic construction with rounded corners for safety
- Two-tier CD displayer holds two rows of CDs in jewel cases on one shelf; includes supports to keep CDs upright; can be used on shelves without backs or end panels
- Media display bin holds magazines, children's big books, VHS, and more
- Three styles of shelf adapters slip over front of shelf to keep media in full view; each features a back that prevents media from sliding to the rear
- Standard and Deep versions have 3/4" lip that rests against front of shelf
- Deluxe version wraps around and extends underneath the shelf

Same Day Shipping

CAT.#	DESCRIPTION	H x W x D	LBS.
87 291 001	(A) Two-Tiered CD Displayer	7" x 35" x 5"	3.50
87 292 001	(B) Media Display Bin	9" x 35" x 9"	5.70
87 299 001	Standard Shelf Adapter	5 1/2" x 34" x 6"	2.40
87 300 001	Deep Shelf Adapter	5 1/2" x 34" x 7 1/2"	2.40
87 293 001	(C) Deluxe Shelf Adapter	4 1/2" x 34" x 4 1/2"	2.50



For more Shelf Organization Products,
see pages 510-521.

Design-Your-Own Steel Shelving

Create your own shelving units to fit your needs at an economical price

- Estey® shelving frames and accessories give you the flexibility to configure your own custom shelving units
- Choose a frame size, then choose single-faced or double-faced base and specialty shelves to suit your needs
- Add optional canopy tops for protection and end panels for a finished look 1-year warranty. Ready to assemble. Wall Anchors ship from manufacturer; all other products ship via truck.



FRAMES

16-gauge welded steel frames have slots on both sides to allow you to configure a single- or double-faced unit. It is recommended that two wall anchors be used for single-faced shelving; four floor anchors should be used for double-faced shelving.

CAT.#	H x W x D	RECOMMENDED # OF SHELVES		LBS.
		SINGLE-FACED	DOUBLE-FACED	
73 744 000*	42" x 36" x 2½"	2	4	15.30
73 745 000*	66" x 36" x 2½"	5	10	20.00
73 746 000*	78" x 36" x 2½"	6	12	24.00
73 747 000*	84" x 36" x 2½"	7	14	24.00
73 748 000*	90" x 36" x 2½"	7	14	25.00

*Specify color on facing page.

FRAME ANCHORING HARDWARE⁺

CAT.#	DESCRIPTION	H x W x D	LBS.
73 782 001*	Wall Anchor	1" x 2" x 3"	0.20
73 783 001*	Floor Anchor	1" x 3" x 3"	0.10

*Specify color on facing page.

+Anchors ship via UPS/RPS.


BASE SHELVES

Made of 18-gauge steel. Choose single-faced base shelves when configuring single-faced units; choose double-faced base shelves for double-faced units. Divider base shelves are slotted on 1" centers for dividers (adjustable dividers included) and have a 5" backstop. Backstop base shelves have a 2" backstop (adjustable wire dividers included). All base shelves are 3½"H x 36"W.

SINGLE-FACED – 12"D

CAT.#	DESCRIPTION	LBS.
73 749 000*	Flat Base Shelf	16.30
73 750 000*	Divider Base Shelf w/ 5 Dividers	19.70
73 763 000*	Sloped Base Shelf	16.20
73 765 000*	Sloped Divider Base Shelf w/ 6 Dividers	22.00
73 768 000*	Hinged Periodical Base Shelf	25.00
73 771 000*	Backstop Base Shelf w/ 1 Wire Divider	15.50

*Specify color on facing page.



CANOPY TOPS

Steel canopy tops protect stored items from dust, dirt, and water damage; attaching brackets included.

CAT.#	DESCRIPTION	H x W x D	LBS.
73 681 000*	(A) Single-Faced	1" x 36" x 12"	8.10
73 713 000*	(B) Double-Faced	1" x 36" x 24"	14.80

*Specify color on facing page.

END PANELS (not shown)

Steel end panels provide a completed look to your shelving unit; sold per each.

SINGLE-FACED – 12"D

CAT.#	HEIGHT	LBS.	PRICE
73 666 000*	42"	13.10	\$212.80
73 667 000*	66"	25.00	275.12
73 668 000*	78"	24.00	296.84
73 669 000*	84"	26.00	313.08
73 670 000*	90"	28.00	332.06

*Specify color on facing page.

DOUBLE-FACED – 24"D


CAT.#	LBS.
73 671 000*	19.00
73 672 000*	29.00
73 673 000*	45.00
73 674 000*	37.00
73 675 000*	52.00



Divider Base Shelf with 5 Dividers



Sloped Base Shelf



Sloped Divider Base Shelf with 6 Dividers



Hinged Periodical Base Shelf



Backstop Base Shelf with Wire Divider



Double-Faced Flat Base Shelf

DOUBLE-FACED – 24"D

CAT.#	DESCRIPTION	LBS.
73 849 000*	Flat Base Shelf	29.00
73 850 000*	Divider Base Shelf w/ 10 Dividers	37.00
73 863 000*	Sloped Base Shelf	30.00
73 865 000*	Sloped Divider Base Shelf w/ 12 Dividers	41.00
73 868 000*	Hinged Periodical Base Shelf	45.00
73 871 000*	Backstop Base Shelf w/ 2 Wire Dividers	29.00

*Specify color on facing page.

SHELVES AND ACCESSORIES

Mix and match these different shelf styles to suit your individual shelving needs. Each shelf features rounded corners for safety and holds 150 lbs.



STANDARD FLAT SHELVES –

Adjustable shelves include brackets.

CAT.#	DESCRIPTION	LBS.
73 719 000*	10"D Flat Shelf	8.60
73 720 000*	12"D Flat Shelf	10.00


*Specify color below.



BACKSTOP – Converts regular flat shelves into backstop shelves (double-faced units require two backstops). Choose Standard Backstop or Wire Divider Backstop that accepts wire book dividers (sold separately).

CAT.#	DESCRIPTION	LBS.
73 773 000*	2"H Standard Backstop	1.50
73 774 000*	2"H Wire Divider Backstop	1.40
73 775 001	4"H Wire Divider	0.20


*Specify color below.



BACKSTOP SHELVES – Shelves feature built-in 2"H backstop; 12"D shelf comes with one wire divider (also sold separately).

CAT.#	DESCRIPTION	LBS.
73 770 000*	12"D Backstop Shelf w/ Divider	10.80
73 784 001	12"D Divider	0.60
73 772 000*	11"D Backstop Shelf	10.10

*Specify color below.



DIVIDER SHELVES – One-piece divider shelves feature built-in 6 3/8"H backstop to keep items organized (dividers sold separately).

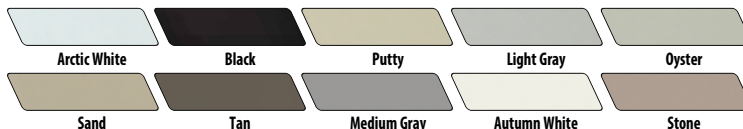
CAT.#	DESCRIPTION	LBS.
73 724 000*	For 10"D Divider Shelf	12.40
73 725 000*	For 10"D Divider	0.40
73 729 000*	For 12"D Divider Shelf	15.70
73 738 000*	For 12"D Divider	0.70

*Specify color below.

DISPLAY SHELVES – Two-position shelf allows you to have a sloping display shelf or (reversed) an integral back shelf; ideal for displaying various media; choose with or without six dividers (not shown).

CAT.#	DESCRIPTION	LBS.
73 739 000*	10"D Shelf w/ 6 Dividers	13.00
73 733 000*	10"D Shelf w/o Dividers	10.60

*Specify color below.



Increase the flexibility of your shelving with these accessories

Elimina la filigrana digital ahora

PERIODICAL DISPLAY SHELVES –

Shelves are sloped for periodical display; choose hinged (for storage behind) or fixed with a 12"H surface (hinged shown).



CAT.#	DESCRIPTION	LBS.
73 741 000*	12"D Hinged Shelf	17.80
73 743 000*	12"D Fixed Shelf	9.40

*Specify color below.



ALUMINUM CARD HOLDER –

Use on end panels or uprights for easy identification; holds 3" x 5" inserts; attaches with double-sided tape.

CAT.#	DESCRIPTION	LBS.
73 820 001	3" x 5" Card Holder	0.10

MEDIA SHELF – Slopes to allow convenient viewing of spines on paperback books and DVDs; includes six adjustable dividers per shelf.



CAT.#	DESCRIPTION	H x W x D	LBS.
72 092 000*	6"D Shelf	7 1/2" x 36" x 6"	10.40
72 093 000*	7"D Shelf	7 1/2" x 36" x 7"	11.10

*Specify color below.

OVERHEAD WIRE BOOK SUPPORT – Easy-to-adjust wire book support attaches to underside of shelf (not shown).

CAT.#	DESCRIPTION	LBS.
73 785 001	9"H Wire Book Support	0.40



A

MEDIA BROWSING BOXES –


Ideal for storing all types of media. Shelves include five dividers and can hold 126 Blu-rays, 84 DVDs, or 126 CDs using standard cases.



B

CAT.#	DESCRIPTION	LBS.
73 968 000*	(A) 12"D Fixed Media Box	16.20
73 969 000*	(B) 12"D Pull-Out Media Box	29.00

*Specify color below.



Open-Style Steel Shelving

Quality construction for simple rearrangements

- 16-gauge steel frame with choice of 18-gauge steel flat or divider shelves
- Base bracket wraps in and around the upright; base also has fully adjustable levelers for maximum stability
- Shelves adjust in 1" increments and have rounded end brackets that protect books

- Comes with two-piece adjustable base with back kick-plate
 - Premium powder-coat provides attractive look and long-lasting performance
 - Five dividers per shelf included with divider shelving units
 - Single-faced units must be anchored to wall
- 1-year warranty. Ready to assemble. Ships from manufacturer via truck.

SINGLE-FACED WITH FLAT SHELVES

CAT.#	H x W x D	# OF SHELVES	LBS.
73 651 000*	42" x 36" x 10"	3	48.00
73 652 000*	42" x 36" x 12"	3	52.00
73 653 000*	66" x 36" x 10"	5	70.00
73 654 000*	66" x 36" x 12"	5	77.00
73 655 000*	78" x 36" x 10"	6	82.00
73 656 000*	78" x 36" x 12"	6	91.00
73 657 000*	84" x 36" x 10"	7	91.00
73 658 000*	84" x 36" x 12"	7	101.00
73 659 000*	90" x 36" x 10"	7	92.00
73 660 000*	90" x 36" x 12"	7	102.00

*Specify color below.

DOUBLE-FACED WITH FLAT SHELVES

CAT.#	H x W x D	# OF SHELVES	LBS.
73 751 000*	42" x 36" x 20"	6	76.00
73 752 000*	42" x 36" x 24"	6	84.00
73 753 000*	66" x 36" x 20"	10	114.00
73 754 000*	66" x 36" x 24"	10	129.00
73 755 000*	78" x 36" x 20"	12	136.00
73 756 000*	78" x 36" x 24"	12	153.00
73 757 000*	84" x 36" x 20"	14	153.00
73 758 000*	84" x 36" x 24"	14	173.00
73 759 000*	90" x 36" x 20"	14	154.00
73 760 000*	90" x 36" x 24"	14	174.00

*Specify color below.

SINGLE-FACED WITH DIVIDER SHELVES

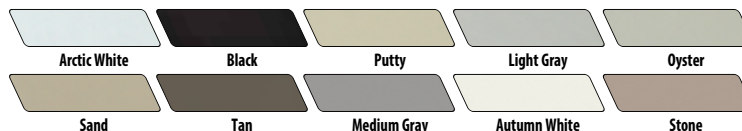
CAT.#	H x W x D	# OF SHELVES	LBS.
73 351 000*	42" x 36" x 10"	3	61.00
73 352 000*	42" x 36" x 12"	3	65.00
73 353 000*	66" x 36" x 10"	5	93.00
73 354 000*	66" x 36" x 12"	5	100.00
73 355 000*	78" x 36" x 10"	6	111.00
73 356 000*	78" x 36" x 12"	6	119.00
73 357 000*	84" x 36" x 10"	7	125.00
73 358 000*	84" x 36" x 12"	7	134.00
73 359 000*	90" x 36" x 10"	7	126.00
73 360 000*	90" x 36" x 12"	7	135.00

*Specify color below.

DOUBLE-FACED WITH DIVIDER SHELVES

CAT.#	H x W x D	# OF SHELVES	LBS.
73 451 000*	42" x 36" x 20"	6	105.00
73 452 000*	42" x 36" x 24"	6	112.00
73 453 000*	66" x 36" x 20"	10	164.00
73 454 000*	66" x 36" x 24"	10	177.00
73 455 000*	78" x 36" x 20"	12	195.00
73 456 000*	78" x 36" x 24"	12	211.00
73 457 000*	84" x 36" x 20"	14	223.00
73 458 000*	84" x 36" x 24"	14	239.00
73 459 000*	90" x 36" x 20"	14	224.00
73 460 000*	90" x 36" x 24"	14	242.00

*Specify color below.



Backstop Shelving

2" backstop and one sliding wire book support on every shelf

- Fully welded steel frame eliminates need for sway bracing
 - Shelves adjust in 1" increments on extra-wide uprights for more lateral stability
 - Rounded end brackets protect books; unique dimple design allows shelf to lock into end brackets
 - Premium powder-coat offers attractive look and long-lasting performance
 - Add canopy tops for protection from dust, dirt, or potential water damage; sold separately
 - Single-faced units feature four-point fully adjustable levelers for maximum stability; must be anchored to wall
 - Double-faced units have six-point fully adjustable levelers on the base for maximum stability
- 1-year warranty. Ready to assemble. Ships from manufacturer via truck.



Double-Faced



Single-Faced

CAT.#	DESCRIPTION	ADJUSTABLE SHELVES	H x W x D	LBS.
73 810 000*	Single-Faced	3	42" x 36" x 12"	54.00
73 811 000*	Single-Faced	5	66" x 36" x 12"	81.00
73 812 000*	Single-Faced	6	78" x 36" x 12"	95.00
73 813 000*	Single-Faced	7	84" x 36" x 12"	106.00
73 814 000*	Single-Faced	7	90" x 36" x 12"	107.00
73 815 000*	Double-Faced	6	42" x 36" x 24"	89.00
73 816 000*	Double-Faced	10	66" x 36" x 24"	137.00
73 817 000*	Double-Faced	12	78" x 36" x 24"	162.00
73 818 000*	Double-Faced	14	84" x 36" x 24"	184.00
73 819 000*	Double-Faced	14	90" x 36" x 24"	185.00

*Specify color below.

Periodical Shelving

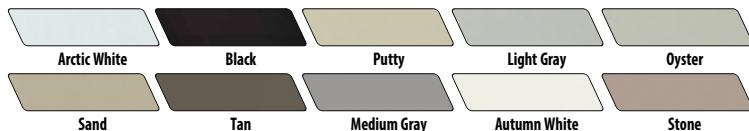
Pivoting display shelves with flat storage shelf behind

- Fully welded 16-gauge steel frame; 18-gauge steel shelves
 - Sloping shelves have 1/8" lip to keep magazines in place
 - Rounded end brackets on shelves for safety and media protection
 - Shelves adjust in 1" increments
 - Premium powder-coating offers attractive look and long-lasting performance
 - Single-faced units must be anchored to wall; overhead top bracing is recommended for 90"H units
- 1-year warranty. Ready to assemble. Ships from manufacturer via truck.



CAT.#	DESCRIPTION	H x W x D	# OF SHELVES	LBS.
73 801 000*	Single-Faced	42" x 36" x 12"	3	76.00
73 802 000*	Single-Faced	66" x 36" x 12"	4	99.00
73 803 000*	Single-Faced	78" x 36" x 12"	5	120.00
73 804 000*	Single-Faced	90" x 36" x 12"	6	139.00
73 805 000*	Double-Faced	42" x 36" x 24"	6	132.00
73 806 000*	Double-Faced	66" x 36" x 24"	8	172.00
73 807 000*	Double-Faced	78" x 36" x 24"	10	212.00
73 808 000*	Double-Faced	90" x 36" x 24"	12	248.00

*Specify color below.



Prices subject to change; please see
www.shopbrodard.com
 for up-to-date prices.

Elimina la filigrana digital ahora

Library Steel Shelving with Maple Laminate End Panels and Top

End panels ship fastened to steel uprights for a precision fit

- Modular starter/adder configuration for flexibility
- Beige shelves adjust in 1" increments; each shelf holds 150 lbs.
- Dividers for slotted box shelves sold separately below
- Flat shelves can accommodate overhead wire book supports (sold separately)
- Adjustable floor-leveling guides
- Easy to assemble – just click into frame shelves

Note: Starter sections come with two end panels. Adder sections do not include end panels, as they are not required.

1-year warranty. Ready to assemble. Ships from manufacturer via truck.



NUMBER OF SHELVES PER SECTION (INCLUDING BASE SHELF)

Height	Single-Faced	Double-Faced
40"	3	6
64"	5	10
76"	6	12
88"	7	14

64" Single-Faced Starter
 with Slotted Box Shelves

SINGLE-FACED SHELVING WITH FLAT SHELVES

38"W STARTER				36"W ADDER	
CAT.#	HT.	DEPTH	LBS.	CAT.#	LBS.
61 332 004	40"	9"	87.00	61 333 000	55.00
61 334 004	40"	12"	110.00	61 335 000	69.00
61 336 004	64"	9"	124.00	61 337 000	74.00
61 338 004	64"	12"	159.00	61 339 000	95.00
61 340 004	76"	9"	129.00	61 341 000	82.00
61 342 004	76"	12"	171.00	61 343 000	108.00
61 344 004	88"	9"	147.00	61 345 000	92.00
61 346 004	88"	12"	194.00	61 347 000	121.00

DOUBLE-FACED SHELVING WITH FLAT SHELVES

38"W STARTER					36"W ADDER	
CAT.#	HT.	DEPTH	LBS.	PRICE	CAT.#	LBS.
61 348 004	40"	18"	144.00	\$ 620.08	61 349 000	86.00
61 350 004	40"	24"	188.00	701.61	61 351 000	115.00
61 352 004	64"	18"	210.00	876.07	61 353 000	120.00
61 354 004	64"	24"	278.00	1,004.18	61 355 000	164.00
61 356 004	76"	18"	230.00	979.19	61 357 000	136.00
61 358 004	76"	24"	314.00	1,129.60	61 359 000	178.00
61 360 004	88"	18"	261.00	1,093.15	61 361 000	153.00
61 362 004	88"	24"	356.00	1,266.41	61 363 000	213.00

SINGLE-FACED SHELVING WITH BOX SHELVES

38"W STARTER					36"W ADDER	
CAT.#	HT.	DEPTH	LBS.	PRICE	CAT.#	LBS.
61 832 004	40"	9"	87.00	\$424.27	61 833 000	55.00
61 834 004	40"	12"	110.00	474.89	61 835 000	69.00
61 836 004	64"	9"	124.00	576.51	61 837 000	74.00
61 838 004	64"	12"	159.00	656.06	61 839 000	95.00
61 840 004	76"	9"	129.00	641.57	61 841 000	82.00
61 842 004	76"	12"	171.00	730.64	61 843 000	108.00
61 844 004	88"	9"	147.00	711.97	61 845 000	92.00
61 846 004	88"	12"	194.00	812.33	61 847 000	121.00

Note: Dividers not included; sold separately below.

DOUBLE-FACED SHELVING WITH BOX SHELVES

38"W STARTER					36"W ADDER	
CAT.#	HT.	DEPTH	LBS.	PRICE	CAT.#	LBS.
61 848 004	40"	18"	144.00	\$ 655.19	61 849 000	86.00
61 850 004	40"	24"	188.00	709.13	61 851 000	115.00
61 852 004	64"	18"	210.00	934.82	61 853 000	120.00
61 854 004	64"	24"	278.00	1,016.44	61 855 000	164.00
61 856 004	76"	18"	230.00	1,049.49	61 857 000	136.00
61 858 004	76"	24"	314.00	1,144.39	61 859 000	178.00
61 860 004	88"	18"	261.00	1,175.07	61 861 000	153.00
61 862 004	88"	24"	356.00	1,283.65	61 863 000	213.00

Note: Dividers not included; sold separately below.

DIVIDERS FOR SLOTTED BOX SHELF

5"H or 8"H. Beige. (1.50 lbs.)

CAT.#	DEPTH	HT.
61 366 001	9"	5"
61 367 001	9"	8"
61 368 001	12"	5"
61 369 001	12"	8"



Slotted Box Shelf with 8"H and 5"H Dividers

Boltless Steel Shelving



Flexible design allows two different configurations

- Set shelving up as a 5-shelf 72"H storage unit or a 36"H workbench
 - Unique construction requires no nuts or bolts; assembles in minutes without tools
 - Durable black powder-coat finish
- (72"H x 18"D) Ready to assemble. Ships from manufacturer.

CAT.#	SHELF WIDTH	SHELF CAPACITY	LBS.
70 191 001	36"	850 lbs.	71.80
70 192 001	48"	750 lbs.	89.00



Elimina la filigrana digital ahora

SHELVING • Utility

Archival Shelving



Safe, trouble-free storage

- Ideal for files that need to be retained for future reference or tax purposes
- Heavy-gauge steel frame easily locks together without tools
- Warp-free particleboard shelves (sold separately below) provide maximum strength to support heavy loads; supports 900 lbs. per shelf
- Designed to hold up to (80) 10"H x 12"W x 15"D letter/legal archival storage boxes

Note: Steel Rack Only is Greenguard certified.
Ready to assemble. Ships from manufacturer.

CAT.#	DESCRIPTION	H x W x D	LBS.
70 193 001	Steel Rack Only	84" x 69" x 33"	105.00
70 194 001	Set of 4 Particleboard Shelves	1½" x 69" x 33"	116.40



All products on
this page carry a



Wire Utility Shelving



Holds up to 1,250 lbs. evenly distributed

- Shelves adjust in 1" increments for versatile storage space
- Open wire construction reduces dust and keeps air circulating
- Scratch-resistant powder-coat finish; measures 72"H x 18"D
- No tools required for assembly
- Optional add-on units include four shelves, two uprights, and S hooks for instant assembly

Ready to assemble. Ships from manufacturer.

CAT.#	DESCRIPTION	WIDTH	LBS.
84 956*	Wire Shelving	48"	61.60
84 957*	Wire Shelving	36"	48.00
84 958*	Add-On Unit	48"	54.80
84 959*	Add-On Unit	36"	44.00
84 960*	Extra Wire Shelves, Pack of 2	48"	22.00
84 961*	Extra Wire Shelves, Pack of 2	36"	19.20

*Specify color: Metallic Gray-001 or Black-002.



www.shopbrodard.com



Plain Base



Felt Base



Rubber Cork Base



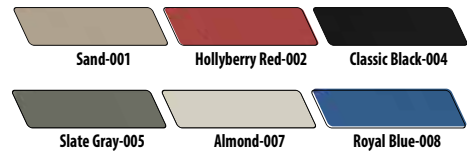
Urethane Base

Metal Book Supports

Heavy-gauge steel construction helps secure your books

- Impact-resistant, electrostatically applied archival-safe powder-coat finish
- Smooth, rounded corners
- Non-Losable Book Supports feature side flanges to prevent book loss
- Felt Base and Cork Base protect from scratching; Urethane Base combines scratch-resistant and non-skid properties

Same Day Shipping



(A) ALL-PURPOSE LARGE SIZE – 8 $\frac{1}{2}$ "H x 7 $\frac{3}{4}$ "W x 6"D

CAT.#	BASE	LBS.
44 750*	Plain	0.80
44 743*	Felt	0.82
44 744*	Rubber Cork	0.82
44 759*	Urethane	0.82

*Specify color above right.

(C) ALL-PURPOSE STANDARD SIZE – 5 $\frac{3}{8}$ "H x 5 $\frac{1}{2}$ "W x 4 $\frac{3}{8}$ "D

CAT.#	BASE	LBS.
44 751*	Plain	0.30
44 741*	Felt	0.32
44 742*	Rubber Cork	0.32
44 755*	Urethane	0.32

*Specify color above.

(B) NON-LOSABLE LARGE SIZE – 8 $\frac{1}{2}$ "H x 7 $\frac{3}{4}$ "W x 6"D

CAT.#	BASE	LBS.
44 758*	Plain	0.90
44 746*	Rubber Cork	0.95

*Specify color above right.

(D) NON-LOSABLE STANDARD SIZE – 5 $\frac{3}{8}$ "H x 5 $\frac{1}{2}$ "W x 4 $\frac{3}{8}$ "D

CAT.#	BASE	LBS.
44 770*	Plain	0.35
44 772*	Rubber Cork	0.37

*Specify color above.



Elimina la filigrana digital ahora



For Additional Library Logo Products, see page 195.

Atlas Metal Book Supports

Support heavy, oversized volumes

- Extra-wide design; solid, one-piece construction
- Ideal for art, reference, telephone, and children's books
- Constructed of 16-gauge steel with blue powder-coat finish
- Rounded corners won't damage books
- 9"H x 7"W with 6" base

Same Day Shipping



CAT.#	BASE	LBS.
44 815 008	Plain	1.23
44 814 008	Cork	1.35



No-Tip Stability



Tip-Proof Bookends

Support many books with no-tip stability

- Extended base allows bookend to support the extra weight
- Also keeps shelved books neat when others are removed
- US Patent No. D540,859

CAT.#	DESCRIPTION	H x W	LBS.
44 521*	Small Tip-Proof Bookend	5½" x 10"	1.50
44 522*	Large Tip-Proof Bookend	7½" x 12"	2.10

*Specify color below.



Clear Acrylic Book Supports


Keep covers in clear view

- Heavy-duty acrylic holds books and shows true jacket graphics
- Radius corners
- Three thick tongues keep books stable and slide underneath without causing damage
- Priced and sold per pair

Same Day Shipping

CAT.#	H x W x D	LBS.
44 825 001	7" x 6" x 4"	0.75





Plastic Book Supports

Corrugated construction for added support

- Shelf-Grip™ base will not scratch or mar shelves; book weight compresses the strip to prevent slippage
- Tapered front allows book to slide easily over lip
- High-impact polystyrene with reinforced construction

Same Day Shipping

STANDARD SIZE – 6 $\frac{3}{8}$ "H x 5 $\frac{3}{8}$ "W (0.21 lb.)

CAT.#	BASE
44 500*	Plain
44 501*	Shelf-Grip™
44 506*	Cork

*Specify color at left.

LARGE SIZE – 9"H x 6"W (0.34 lb.)

CAT.#	BASE
44 502*	Plain
44 503*	Shelf-Grip™
44 508*	Cork

*Specify color at left.



Gressco Clip-On Bookend and Shelf Label Holder

Organize and label your shelves at the same time

- Clip-On Bookend fits shelves up to 1" thick
- Bookend is high-impact polystyrene; 6 $\frac{1}{2}$ "H x 1 $\frac{1}{2}$ "W x 6 $\frac{3}{8}$ "D; may also be used as a book dummy or locator
- Choose plain or cork base
- Optional clear plastic label holders snap on front of the support and are sold separately below (includes inserts)

Same Day Shipping

PLAIN BASE

CAT.#	LBS.
44 514*	0.20

*Specify color: Sage-002, Black-003, Beige-005, Blue-006, Red-007, Almond-008, Brown-009, White-010, Yellow-011, Kelly Green-012, or Gray-013.



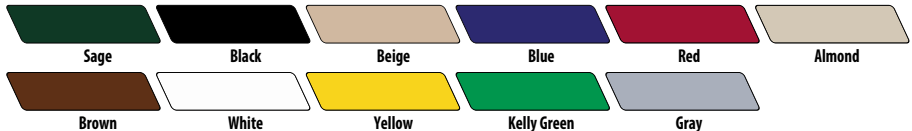
CORK BASE

CAT.#	LBS.
44 514*	0.20

*Specify color: Sage-102, Black-103, Beige-105, Blue-106, Red-107, Almond-108, Brown-109, White-110, Yellow-111, Kelly Green-112, or Gray-113.

OPTIONAL LABEL HOLDERS

CAT.#	DESCRIPTION
44 515 001	Flat
44 515 002	Angled



Shelf Label Holders

Label metal or wood shelves without tape, glue, magnets, or nails

- Beige holders slide into place; easy to move and reuse
- Curved, flexible tapered blade grips shelves securely
- 10 label holders and 10 paper inserts per package

CAT.#	H x W	LBS.
44 520 001	3/4" x 3"	0.60
44 520 003	1" x 3"	0.80
44 520 002	3/4" x 6"	1.50
44 520 004	1" x 6"	1.70

Slip • Strip™ Shelf Labeling Strips

Label swapping made easy

- Bottom-loading design for easy label changing
- Made of heavy-duty PVC with clear face
- Long-lasting self-adhesive
- Labeling strips are 36"W
- Blank inserts; sold separately below

CAT.#	DESCRIPTION	HT.	QTY./ PKG.	LBS.
44 807 001	Labeling Strips	3/4"	6	0.20
44 808 001	Labeling Strips	1"	6	0.20
44 727 001	Inserts for Labeling Strips	3/4"	600	1.50
44 817 001	Inserts for Labeling Strips	1"	500	1.00



Elimina la filigrana digital ahora

Movable Shelf Label Holder

Back section rests on shelf to hold label in place

- Bottom-loading, non-marring, no-adhesive shelf labeler
- Easily relocated; books glide smoothly over back section
- 3/4"H x 5"W x 8"D holder made of clear, heavy-duty PVC
- 10 holders per package; includes inserts
- Extra Laser/Inkjet sheets sold separately; 600 labels per pack
- Use a 3" x 5" card to create a "Shelf Talker"

Same Day Shipping

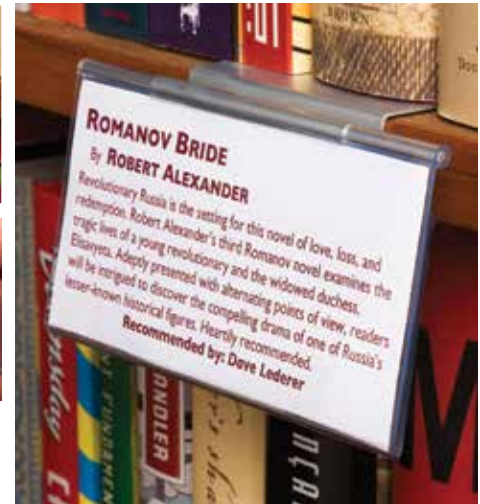
CAT.#	DESCRIPTION	LBS.
44 726 001	Shelf Label Holder	0.45
44 727 001	Pack of 50 Laser/Inkjet Sheets	1.50



Shelfwiz™

The solution to worn and tattered shelf talkers

- Attractive aluminum and Plexiglas® sign holders clip to wood or metal shelves
- Sign holder flips up and down freely on metal hinge
- Print shelf talkers in minutes using provided templates
- Create your own inserts at shelfwiz.com
- Includes 12 Shelfwiz™ Sign Holders
- Perforated sheets are available separately in packs of 12



SHELFWIZ™ SIGN HOLDERS

CAT.#	DESCRIPTION – SHELF THICKNESS	H x W	LBS.	PRICE
39 999 013	Original for 1/2" Shelf	2 1/2" x 5 1/2"	2.00	
39 999 001	Original for 3/4" Shelf	2 3/4" x 5 1/2"	2.00	
39 999 002	Original for 1" Shelf	2 7/8" x 5 1/2"	2.00	
39 999 004	Original Short for 3/4" Shelf	1 1/2" x 5 1/2"	2.00	
39 999 005	Original Short for 1" Shelf	1 3/4" x 5 1/2"	2.00	
39 999 015	Compact for 1/2" Shelf	2 1/2" x 3 3/8"	2.00	
39 999 006	Compact for 3/4" Shelf	2 3/4" x 3 3/8"	2.00	
39 999 007	Compact for 1" Shelf	2 7/8" x 3 3/8"	2.00	
39 999 008	Compact Short for 3/4" Shelf	1 3/4" x 3 3/8"	2.00	
39 999 009	Compact Short for 1" Shelf	1 7/8" x 3 3/8"	2.00	

PERFORATED SHEETS

CAT.#	DESCRIPTION	H x W	LBS.
39 999 003	Original	2 1/2" x 5 1/2"	1.00
39 999 010	Original Short	1 1/2" x 5 1/2"	1.00
39 999 011	Compact	2 3/8" x 3 3/8"	1.00
39 999 012	Compact Short	1 3/4" x 3 3/8"	1.00



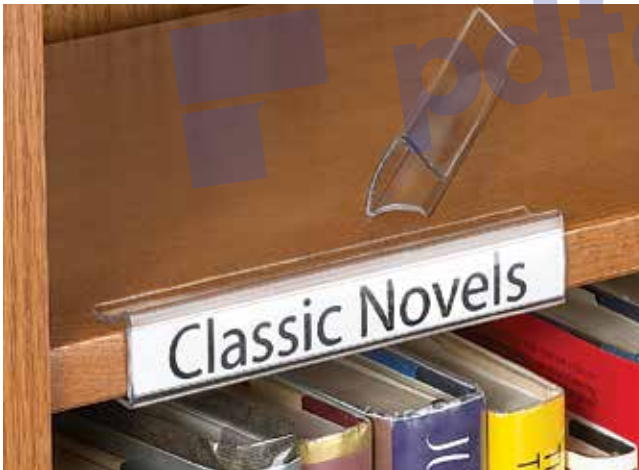
Clip-On Shelf Label Holder

Clip it and ID it

- Clips firmly to shelf without scratching
- Durable plastic holder fits shelves up to 3/4" thick
- 1"H x 5"W x 2 1/2"D with clear acetate cover (includes blank label)
- Blank inserts 100 per package; sold separately below (0.10 lb.)

CAT.#	DESCRIPTION
44 475*	Shelf Label Holder
44 476 001	Blank Inserts with Clear Covers

*Specify color below.



Clear Clip-On Label Holders and Inserts

Holders easily slip over wood shelving

- Clear plastic 6"W side-loading holders slip over shelf
- Non-marring; allows relocation with no messy adhesive residue
- Closed-face design protects label insert; curved bottom channel keeps label in place
- 7/8"H holders fit 3/4" thick shelves; 1 1/8"H holders fit 1" thick shelves; both come in packs of 10 with 10 white paper inserts
- All blank inserts come on high-quality laser-compatible white letter-size sheets; additional paper inserts sold separately below

LABEL HOLDERS & INSERTS

CAT.#	H x W	QUANTITY	LBS.
44 728 001	7/8" x 6"	10	0.48
44 730 001	1 1/8" x 6"	10	0.60

BLANK INSERTS

CAT.#	H x W	QUANTITY	LBS.
44 724 001	7/8" x 6"	500	1.00
44 880 001	1 1/8" x 6"	400	1.00



Shelf Label Holders

Fits any shelf thickness up to 3/4"

- Sturdy and reusable shelf holders
- Includes 10 label holders; inserts not included
- Constructed of high-impact polystyrene
- For use on shelves up to 3/4" thick
- Books placed on top of holder keep it from sliding

CAT.#	H x W x D	LBS.
32 590*	3/4" x 5" x 5"	1.50

*Specify color below.



Economy Shelf Label Holders

Easy to attach, easy to use, priced right

- Made of clear 15-point PVC with top opening
- Peel-and-stick adhesive backing
- 50 per package (inserts included)
- Blank inserts are perforated on 8 1/2" x 11" sheets; sold separately below

Same Day Shipping

CAT.#	H x W	LBS.
44 780 001	1/2" x 3"	0.10
44 780 002	1/2" x 6"	0.20
44 781 001	3/4" x 3"	0.20
44 781 002	3/4" x 6"	0.40
44 782 001	1" x 3"	0.40
44 782 002	1" x 6"	0.50

BLANK LASER/INKJET INSERTS – (0.10 lb.)

CAT.#	FITS	QTY./PKG.
44 818 001	1/2"H x 6"W	1,000
44 819 001	3/4"H x 6"W	600
44 820 001	1"H x 6"W	500

Elimina la filigrana digital ahora

Clip • Eze™ Label Holders & Inserts

Fits 3/4"- or 1"-thick wood or metal shelving

- Durable, non-glare clear PVC construction
- Label holders clip on and off shelves without marring the finish
- Clear plastic window is viewable at a comfortable 30° angle
- Label holders measure 1½" x 3"; 25 per pack
- Includes 25 white cover stock laser inserts
- Pack of 600 laser inserts on 50 sheets per pack (12 inserts per sheet); sold separately below

CAT.#	DESCRIPTION	LBS.
44 278 001	Label Holders & Inserts (25)	1.20
44 278 002	Additional Laser Inserts (600)	1.10



Elimina la filigrana digital ahora


Snap-On Label Holders

Snap easily onto front of periodical displayer

- No adhesives to leave messy residue
- Flexible top grip slides over top lip of shelf and snaps in to keep label in place
- Label inserts slide in through the top
- Includes 25 holders per package
- Extra label inserts 400 per package; sold separately below

(1½"H x 1/4"D) **Same Day Shipping**

CAT.#	DESCRIPTION	LBS.
44 823 001	3" Snap-On Label Holder	0.42
44 823 002	6" Snap-On Label Holder	0.90
44 824 001	1½" Label Inserts	1.00



Slip N Stik™ Aisle Sign Kit

Create your own customized aisle signage

- Includes 10 clear plastic sign holders and 12 sheets of laser/inkjet - compatible paper; simply print your own signs, fold, and insert
- Holds any type of paper stock, or plastic sign blanks up to 1" thick
- Each holder features soft plastic hinge that allows sign to flex when bumped, preventing breakage
- Kit enables you to create up to (10) 5½" x 8½" double-sided signs; instructions included

CAT.#	W x D	LBS.
44 280 001	3" x 13/16"	0.50





Magnetic Label Holders

Solid magnetic holders for fast, easy labeling

- Ideal for labeling metal shelving, filing cabinets, end-of-range panels, storage racks, and lockers
- 25 label holders and blank inserts per package (0.54 lb.)

CAT.#	SIZE
44 715 001	3/4" x 3"
44 716 001	3/4" x 6"
44 715 002	1" x 3"
44 716 002	1" x 6"

Additional Blank Inserts

- Perforated laser/inkjet labels for Magnetic Label Holders
- 50 sheets per package
- Includes printing instructions (1.00 lb.)

CAT.#	FITS LABEL HOLDER	QTY./PKG.
44 810 001	3/4"H	900
44 811 001	1"H	600



Magnetic Write-On Shelf Label Kit

Easy and inexpensive way to label or color-code

- Aggressive magnetic strips adhere to any metal surface
- Write on label surfaces with wet or dry erase marker
- Wipe off with damp cloth and re-mark as often as needed
- Package contains six each 1" x 6" magnetic strips in white, red, blue, green, yellow, and orange (36 total), plus a wet erase marker

CAT.#	LBS.
44 101 001	1.00



Hol•Dex® Self-Adhesive or Magnetic Shelf Label Holders

Side-loading holders can be cut to any size

- Each box includes 12 clear plastic 6"W holders and 24 blank labels
- Provides a snug fit to prevent labels from sliding out
- Choose between magnetic or permanent adhesive-backed (0.20 lb.)

CAT.#	DESCRIPTION
44 763 005	1/2"H Self-Adhesive
44 764 005	3/4"H Self-Adhesive
44 768 001	1/2"H Magnetic
44 769 001	3/4"H Magnetic

LASER/INKJET INSERTS – (0.10 lb.)

CAT.#	FITS	QTY./PKG.
44 818 001	1/2"H x 6"W	1,000
44 819 001	3/4"H x 6"W	600
44 820 001	1"H x 6"W	500



Hol•Dex® Label Holders and Inserts

Repositionable "peel-and-stick" adhesive backing

- Excellent adhesion; will not fall off
- Easily repositioned and will not leave adhesive residue
- Durable clear plastic holders will not chip, crack, or fade
- Can be scissor-cut to desired length
- White pre-cut laser/inkjet-compatible inserts; (50) 11"H x 8½"W sheets per pack

CAT.#	DESCRIPTION	SIZE	QTY.	LBS.
44 830 001	Label Holders	1/2"H	12	0.20
44 830 101	Label Inserts	1/2"H x 6"W	1,000	0.10
44 831 001	Label Holders	3/4"H	12	0.20
44 831 101	Label Inserts	3/4"H x 6"W	600	0.10
44 832 001	Label Holders	1"H	12	0.20
44 832 101	Label Inserts	1"H x 6"W	500	0.10

Card Stock Inserts for Card Holder Frames

25 white medium-weight card stock inserts

- White medium-weight card stock
- Card stock inserts measure 5½"H x 7"W
- 25 per package

(0.42 lb.) **Same Day Shipping**

CAT.#
23 816 025



Book Dummy

Tell patrons when books are unavailable or permanently relocated

- Sturdy fiberboard mock-up book with Styrofoam insert
- Brown cloth spine may be labeled to indicate location of missing book
- To reuse book dummy, use removable labels on spine

CAT.#	H x W x D	LBS.
44 791 001	9" x 1½" x 7"	0.30
44 791 002	9" x ¾" x 7"	0.20





Shelf Markers

Direct staff and patrons

Elimina la filigrana digital ahora

- Heavyweight plastic card with vinyl covering
- Full front and back pockets for notes or information
- Includes 3/4" x 4" blank insert for labeling and reference

Same Day Shipping

CAT.#	H x W	LBS.
44 790*	3½" x 8½"	0.05

*Specify color.



Alpha Shelf Marker Set

Provide instant identification

- 3-ply plastic laminate construction
- Double-sided signs fit between shelved books
- Set includes 26 engraved letters in Helvetica Medium Custom crafted.

CAT.#	H x W	LBS.
23 623 000*	8½" x 12"	3.00

*Specify double-sided laminate sign color from chart below.

DOUBLE-SIDED LAMINATE SIGN COLORS



Vinyl Pouches and Inserts

Crystal-clear pouches hold labels, bar codes, due date cards, and signs

- Durable 8-mil vinyl construction with permanent self-adhesive backing
- Perfect for use on tubs, shelving, and more
- Recessed edge for easy insertion and removal
- Pre-perforated laser/inkjet insert sheets; printing instructions included

VINYL POUCHES

CAT.#	POUCH SIZE	QUANTITY	LBS.
44 935 001	1" x 2½"	12/Pkg.	1.60
44 936 001	1¾" x 2¾"	10/Pkg.	1.80
44 937 001	2⅞" x 2¾"	12/Pkg.	2.30
44 938 001	2½" x 3½"	10/Pkg.	2.90

INSERT SHEETS

CAT.#	INSERT SIZE	QUANTITY	LBS.
44 941 001	1" x 2½"	1,800/Pkg.	1.00
44 942 001	1¾" x 2¾"	900/Pkg.	1.00
44 943 001	2⅞" x 2¾"	600/Pkg.	1.00
44 945 001	2½" x 3½"	500/Pkg.	1.00
44 946 001	3¾" x 5"	200/Pkg.	1.00

NOTE:

All custom-made products are non-returnable.



Non-Skid Shelf Tape

The economical alternative

- Fine-textured vinyl surface keeps books from slipping and sliding
- For use with wood or painted metal shelves and other clean, dry, or oil-free surfaces
- Position tape, peel off backing, and apply

CAT.#	ROLL SIZE	LBS.
44 805*	1"W x 60'L	0.75
44 806*	2"W x 60'L	1.40

*Specify color: Sand-002, Black-003, or Clear-004.



Elimina la filigrana digital ahora



magbox™ Periodical Display & Storage

Increase periodical circulation and facilitate storage



- Retrofit current shelves with magbox™ for cost-effective merchandising
- Combines current and back issues in simple, clear storage boxes; separate front pocket showcases current issue
- Built-in dividers keep items organized and upright
- Hand holes for easy transport
- Polished edges; rounded corners; anti-slip rubber feet

Note: Minimum purchase of two magboxes™ required on standard 8"H model. Assembled.

CAT.#	DESCRIPTION	H x W x D	CAPACITY	LBS.
81 931 001	(A) Standard (2)	8" x 9½" x 7¾"	1 Year+	3.95
81 932 001	(B) Large	10½" x 11¾" x 7¾"	1 Year+	6.10
81 934 001	(C) Newspaper	9½" x 13¾" x 7¾"	2 Weeks+	4.60



Acrylic Media Shelf Displays

Create instant media display on shelving or any flat surface

- Crystal-clear heavy-duty acrylic construction with rounded corners for safety
 - Angled design provides maximum capacity
 - 1"H front overhang keeps displays firmly to the front of the shelf
- 1-year warranty. Assembled.

CAT.#	HOLDS	PKTS.	H x W x D	LBS.
85 598 001	(A) Tapes, Maps, Brochures	8	6¼" x 23¼" x 5"	5.00
85 598 002	(B) Magazines, Catalogs	6	9½" x 30" x 6"	9.00



Plastic Princeton Files

Store magazines, pamphlets, and hardcovers

Elimina la filigrana digital ahora

- Rugged lightweight polystyrene
 - Recessed area on spine for label
- 8"H x 4½"W x 8"D (0.63 lb.)

COLORED FILES

CAT.#	BASE
75 300*	Plain
75 303*	Felt

*Specify color below.

TRANSLUCENT FILES

CAT.#	BASE
75 300 010	Plain
75 303 010	Felt



Black-001 Putty-002 Sand-005 Royal Blue-006 Burgundy-007 Red-008



LABELS FOR PLASTIC PRINCETON FILES

- Self-adhesive labels and pockets
- Also great for labeling throughout the school, library, or office
- (50) 3" x 3" white pressure-sensitive labels per pack
- Eight pressure-sensitive 2" x 3½" pockets per sheet with 10 inserts and printing instructions

CAT.#	DESCRIPTION	LBS.
55 835 001	(A) Labels (50/pkg.)	0.10
55 551 001	(B) Pockets and Inserts	0.10
55 551 002	Inserts only (500/pkg.)	1.50

Metal Princeton Files



Heavy-gauge steel files for dent-resistant protection

- Archival-safe, chip-resistant powder-coat finish
- Smooth edges and rounded corners
- Built-in label holder; blank labels included



For a uniform look, choose a matching metal color for your Princeton Files, Book Supports, and Omega Shelving.

(A) SMALL – 20-GAUGE STEEL

5½"H x 3¾"W x 7"D (1.00 lb.)

COLOR	PLAIN BASE	FELT BASE
	CAT.#	CAT.#
Sand	52 818 001	52 818 008
Hollyberry Red	52 818 002	52 818 009
Classic Black	52 818 004	52 818 011
Slate Gray	52 818 005	52 818 012
Almond	52 818 017	52 818 018
Royal Blue	52 818 019	52 818 020

BASE

Plain
Felt

(B) MEDIUM – 20-GAUGE STEEL

8"H x 4½"W x 8"D (1.40 lbs.)

COLOR	PLAIN BASE	FELT BASE
	CAT.#	CAT.#
Sand	52 819 001	52 819 008
Hollyberry Red	52 819 002	52 819 009
Classic Black	52 819 004	52 819 011
Slate Gray	52 819 005	52 819 012
Almond	52 819 017	52 819 018
Royal Blue	52 819 019	52 819 020

BASE

BASE	PRICE	12+
Plain	\$10.64	\$10.11
Felt	11.85	11.26

(C) LARGE – 18-GAUGE STEEL

10½"H x 3¾"W x 10"D (2.00 lbs.)

COLOR	PLAIN BASE	FELT BASE
	CAT.#	CAT.#
Sand	52 817 001	52 817 008
Hollyberry Red	52 817 002	52 817 009
Classic Black	52 817 004	52 817 011
Slate Gray	52 817 005	52 817 012
Almond	52 817 017	52 817 018
Royal Blue	52 817 019	52 817 020

BASE

Plain
Felt

LABELS FOR METAL PRINCETON FILES

- 2"H x 3"W Ivory card stock inserts
- 100 per package


CAT.#	LBS.
52 811 001	0.10



Plastic Cut-Corner Files

Economical storage for pamphlets, catalogs, and periodicals

- Molded one-piece acid-free plastic case
- Will not crack, peel, or fray with normal use
- Cut-corner design allows quick, easy access to stored material
- Recessed area at front of file for labeling



(A) OPEN-BACK FILES

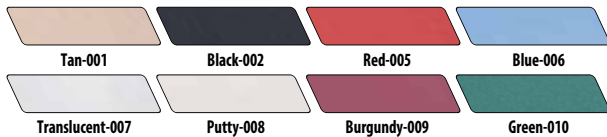
CAT.#	H x W x D	LBS.
55 867*	10 3/4" x 4" x 7 1/2"	0.80

*Specify color below.

(B) CLOSED-BACK FILES

CAT.#	H x W x D	LBS.
55 838*	10 3/4" x 4" x 7 1/2"	0.80

*Specify color below.



Super Budget Cut-Corner Shelf Files

The most economical heavy-duty file you can buy

- No-frills budget file is perfect for magazines, periodicals, and pamphlets
- Durable corrugated board in natural tan or white
- Files ship flat and assemble easily with self-locking bottom and reinforced front



TAN

CAT.#	H x W x D	LBS.
52 839 001	11 1/2" x 4" x 9"	0.21
52 839 002	13 3/4" x 4" x 10 3/4"	0.32
52 839 003	10 3/4" x 4" x 9"	0.21

WHITE

CAT.#	H x W x D	LBS.
52 839 011	11 1/2" x 4" x 9"	0.26
52 839 012	13 3/4" x 4" x 10 3/4"	0.32
52 839 013	10 3/4" x 4" x 9"	0.25

Magazine Files

Wood grain styling and decorative labeling stripe

- Heavy-duty corrugated board
- Stronger, more durable side panels
- Easy to assemble and look great on shelves, desks, tables, or cabinets

Same Day Shipping

CAT.#	DESCRIPTION	H x W x D	LBS.
52 824 003	Regular and Magazine	11 3/4" x 4" x 9"	0.30
52 824 004	Oversize and Magazine	12 3/4" x 4" x 10 1/2"	0.30



Red Ruled Shelf Files

Self-locking bottom for filing magazines and other publications

- Tough, heavy-duty top-grade corrugated shelf files
- Red front with ruled space to easily identify stored materials
- Three sizes to accommodate your filing requirements

CAT.#	H x W x D	LBS.
52 836 012	13 1/2" x 4" x 10 3/4"	0.32
52 836 013	10 3/4" x 4" x 9"	0.25



Colored Cut-Corner Shelf Files

Brighten shelving and color-code your collections

- Made from durable, heavy-duty corrugated board
 - Files ship flat but assemble in seconds
 - Bottom folds and locks into place; folding front flap gives additional strength
- Same Day Shipping**

CAT.#	H x W x D	LBS.
52 854*	11 1/2" x 4" x 9"	0.20

*Specify color: Purple-001, Blue-002, Green-003, Yellow-004, Orange-005, or Red-006.





LIMITED
WARRANTY


ValueMate® Bookcases

Perfect for three-ring binders and other oversized materials

- Strong steel exterior and shelf construction with a fiberboard back
 - Plastic snap-in radius corners and quick-lock fasteners simplify assembly and add strength
 - Shelves are 12"D and adjust in 1" increments during assembly
 - 70-lb. shelf capacity
- Ready to assemble. Ships from manufacturer.

CAT.#	DESCRIPTION	H x W x D	LBS.
72 395 100*	Two Shelves	28" x 31 $\frac{3}{4}$ " x 13 $\frac{1}{2}$ "	22.00
72 396 100*	Three Shelves	41" x 31 $\frac{3}{4}$ " x 13 $\frac{1}{2}$ "	30.00
72 397 100*	Four Shelves	54" x 31 $\frac{3}{4}$ " x 13 $\frac{1}{2}$ "	36.00
72 398 100*	Five Shelves	67" x 31 $\frac{3}{4}$ " x 13 $\frac{1}{2}$ "	44.00
72 399 100*	Six Shelves	80" x 31 $\frac{3}{4}$ " x 13 $\frac{1}{2}$ "	50.00

*Specify finish below.



WARRANTY
YEAR

Hale Library Bookcase

Handcrafted from solid wood

- Hinged safety glass doors
 - Three shelves adjust in 1" increments on either side of center partition
 - 18 $\frac{3}{4}$ " opening on each side of center partition
 - Shelf depth is 10 $\frac{1}{2}$ "
 - Large ornate brass keys serve as door pulls or can be removed for security
- Assembled. Ships from manufacturer via truck.

CAT.#	H x W x D	LBS.
67 280 000*	56 $\frac{1}{2}$ " x 41" x 12 $\frac{5}{8}$ "	145.00

*Specify finish below.



WARRANTY
YEAR

Hale Glass-Door Bookcases

Showcase special collections

- Handcrafted hardwood veneer has a solid wood base with 3/4"-thick solid wood shelves
 - Glass doors come standard with bronzed metal handles
 - Durable 10 $\frac{1}{2}$ "D shelves adjust in 1" increments and support 150 lbs. each
 - Each unit measures 36"W x 11 $\frac{3}{8}$ "D
 - Optional cam lock; sold separately below
- Assembled. Ships from manufacturer via truck.

CAT.#	HEIGHT	SHELVES	LBS.
63 439*	30"	1 Fixed, 1 Adjustable	70.00
63 440*	36"	1 Fixed, 2 Adjustable	85.00
63 441*	48"	1 Fixed, 3 Adjustable	130.00
63 442 001	—	Optional Cam Lock	1.00

*Specify finish below.

