

## What's inside...

Extensive options to help you securely circulate media from shelf to checkout and back again.

Patron ID Cards .....	130-132
Patron Counters .....	133
Bar Code Scanners .....	134-135
Receipt Printers.....	136
Baskets .....	137
Security Self Check .....	138
RFID Security .....	139-140
EM Security.....	141-144
RF Security.....	145-146
Book Trucks .....	147-157
Book Carts .....	158-160
Outdoor Returns .....	161-165
Indoor Returns.....	166-169
Thru Wall Returns.....	170
Circulation Desks .....	171-186





### ID Card Protectors

Clear protection for ID size cards

- Clear protectors accommodate standard credit card size (2 1/8"H x 3 3/8"W)
- Reusable 10-mil vinyl protectors are heat-sealed on three sides with radius corners; 25 per pack
- 12-mil vinyl protectors are permanent with pressure-sensitive acrylic adhesive; remove release backing from one side, center ID card, fold, and seal; 100 per pack

CAT.#	DESCRIPTION	LBS.
13 105 001	(A) 10-Mil Vinyl Protectors	0.80
13 102 001	(B) 12-Mil Vinyl Adhesive Protectors	0.90

## How to Design your Custom Patron Cards

**Sample #1**


+

Library Name  
1234 E Main St  
Anyplace, US  
555-555-1212  
www.libraryname.com

=


Your Photography   *Plus*   Your Text   *Equals*   Finished Product

**Sample #2**


+

Library Name  
1234 E Main St  
Anyplace, US  
555-555-1212  
www.libraryname.com

=


Your Logo   *Plus*   Your Text   *Equals*   Finished Product

*Provide your own artwork or specify design number from facing page.*



### Bar Coded Teslin® Patron Cards and Key Tags

Crisp, bright, beautiful graphics enhanced by lustrous polyester lamination **with no setup fees**

- 100% guaranteed long-lasting Teslin® cards, key tags, and short pak
- Unlimited colors on front; black text and bar code on the back
- All cards come standard with frosted signature panel; matte laminate available for additional charge
- Please provide the following to receive art and bar code proofs:
  - **For ID Cards** - provide design layout for front and back, including colors, text, and fonts; JPEG, EPS, TIFF, or PDF with 300 dpi minimum resolution.
  - **For Bar Codes** - specify Codabar or Code 39; provide start and stop sequence numbers; check digit algorithm.

- Short Pak purchases are a combination of Patron Card and Key Tags; available with optional, removable adhesive bar code label to apply to patron application form to eliminate chance of transposing numbers
  - **Minimum order of 500**
  - Card size 2 1/8"H x 3 3/8"W; key tag size 1 3/8"H x 2 1/8"W
- Note:** Black outlines are not part of the card design. Custom crafted. Ships from manufacturer.

CAT.#	DESCRIPTION
47 215 011	18-Mil Card Only
47 221 011	20-Mil Card Only
47 223 011	30-Mil Card Only
47 210 011	30-Mil Key Tag Only
47 214 001	30-Mil Short Pak
47 224 001	30-Mil Short Pak w/ Bar Code Label Option



**Library Name**

1234 Main St.  
Upstate, NY 12345  
(555) 555-1212  
www.yourlibraryname.com

01

*Your Library Name Here*

1000 East Main Street  
Main Street, NY 12345  
(555) 555-1212

www.yourlibraryname.com

02

**Your Library Name Here**

1000 East Main Street, Main Street, NY 12345  
(555) 555-1212 www.yourlibraryname.com

04

**YOUR LIBRARY NAME HERE**

1000 EAST MAIN STREET  
MAIN STREET, NY 12345  
555-555-1212

WWW.YOURLIBRARYNAME.COM

05

**Library Name**

1234 Main St.  
Upstate, NY 12345  
(555) 555-1212  
www.yourlibraryname.com

07

*Your Library Name Here*

1000 East Main Street, Main Street, NY 12345  
(555) 555-1212 www.yourlibraryname.com

12

*Library Name*

555-555-1212  
www.libraryname.com

*Library Name*

18

**Library Name**

**Library Name**

19

**Library Name**

1234 Main St.  
Upstate, NY 12345  
(555) 555-1212  
www.yourlibraryname.com

**Library Name**

www.yourlibraryname.com

20

**Library Name**

My First Library Card

21

**Library Name**

1234 E Main St  
Anyplace, US  
555-555-1212  
libraryname.com

22

**Library Name**

1234 E Main St, Anyplace, US 00000 • 555-555-1212  
www.libraryname.com

23

**Library Name**

1234 E Main St, Anyplace, US 00000 • 555-555-1212  
www.libraryname.com

24

**Library Name**

1234 E Main St  
Anyplace, US  
555-555-1212  
libraryname.com

25

**Library Name**

1234 E Main St  
Anyplace, US  
555-555-1212  
www.libraryname.com

26

**Library Name**

1234 E Main St, Anyplace, US 00000 • 555-555-1212  
www.libraryname.com

27

**Library Name**



1234 E Main St  
Anyplace, US  
555-555-1212  
www.libraryname.com

28

**Library Name**

1234 E Main St, Anyplace, US 00000 • 555-555-1212  
www.libraryname.com

29



## Laminated Teslin ID Cards, Key Tags, and Combos

No setup fees

- Fully synthetic construction for waterproof and tear-resistant cards
  - Unlimited colors, logos, and images on both sides
  - Bar code included under lamination
  - Signature panel on back
  - Please provide artwork and/or logo, text, and bar code information as required
  - Unlimited PDF proofs provided before production
  - **Minimum order of 500 for Cards and Combos**
  - **Minimum order of 1,000 for Key Tags**
- Custom crafted. Ships from manufacturer.

### KEY TAGS

CAT.#	THICKNESS	H x W
47 110 001	25-Mil	3/4" x 2 3/4"
47 110 101	30-Mil	3/4" x 2 3/4"
47 111 001	25-Mil	1" x 2 3/4"
47 111 101	30-Mil	1" x 2 3/4"
47 116 001	25-Mil	1 3/8" x 2 3/4"
47 116 101	30-Mil	1 3/8" x 2 3/4"

### ID CARDS

CAT.#	THICKNESS	H x W
47 112 001	25-Mil	2 3/4" x 3 3/4"
47 112 101	30-Mil	2 3/4" x 3 3/4"

COMBO ID CARDS & KEY TAGS – All ID cards are 2 3/4"H x 3 3/4"W

CAT.#	THICKNESS	H x W
47 113 001	25-Mil	3/4" x 2 3/4"
47 113 101	30-Mil	3/4" x 2 3/4"
47 114 001	25-Mil	1" x 2 3/4"
47 114 101	30-Mil	1" x 2 3/4"
47 117 001	25-Mil	1 3/8" x 2 3/4"
47 117 101	30-Mil	1 3/8" x 2 3/4"



## Plastic ID Cards

Signature line or bar code label area incorporated into the design

- 25-mil white plastic card has printable matte surface that accepts ballpoint pens
- Choose printing on front or both sides in one of four colors
- Supply digital artwork for any logo or graphics, as well as diagram of card design and copy
- **Minimum order of 500**

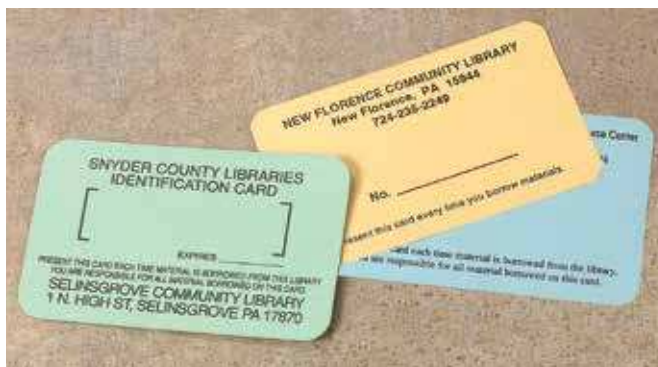
**Note:** Please include a contact name and number with your order.  
(0.01 lb.) Custom crafted.

CAT.#	SIDES PRINTED
47 125*	Front Only
47 225*	Front and Back

\*Specify ink color: Blue-001, Black-002, Red-003, or Green-004.

**SETUP CHARGE** – First orders only; discounts do not apply to this item.

CAT.#
47 100 001



## Single-Sided ID Cards


Economical ID cards on heavyweight card stock

- Provide school or library name, address, and copy desired
- High-resolution digital file in black-and-white required for all logos
- One time setup charge applies to first orders only
- 1,000 cards per box

(4.00 lbs.) Custom crafted.

CAT.#	DESCRIPTION	H x W
23 351*	Credit Card Size	2 1/8" x 3 3/8"
23 353*	Short Credit Card Size	1 1/8" x 3 3/8"
47 100 001	Setup Fee	_____

\*Specify card color below.





## ClearCount 3D Stereo Video Sensor

Advanced tracking technology provides widest viewing angle available

- Uses 3D advanced stereo vision tracking technology to provide accurate people counting data under a broad set of environmental conditions
  - Offers the widest viewing angle on the market
  - Unique sensor model portfolio to support any area/height situation
  - Plug-and-play configuration
  - Fast integration by system integrators
  - Robust operation with guaranteed counting accuracy of 95% or greater
  - Local data storage for offline operations
  - Queue detection
  - Differentiates adults from children
  - Avoids carts and bags
  - Employee exclusion filters
  - Can track up to 200 people simultaneously
  - Optional installation sold separately at right
- Ready to assemble. Ships from manufacturer.



CAT.#	DESCRIPTION	H x W x D	LBS.
<b>87 176 001</b>	ClearCount 3D Stereo Video Sensor	<u>1<sup>3</sup>/<sub>10</sub>" x 3<sup>7</sup>/<sub>10</sub>" x 5<sup>1</sup>/<sub>2</sub>"</u>	<u>0.77</u>
<b>87 707 001</b>	Installation		



## Omni People Counters

Directional counting option in a small package

- Wall or door frame mount
  - 418 MHz wireless operation
  - Integrated six-digit LCD display showing total counts
  - Side-, front-, or dual-firing IR Beam
  - 16' maximum sensor range (low power); 26' maximum sensor range (high power)
  - 100' indoor radio range
  - May be used alone or with CompuCount Server
  - Includes 3.6 V lithium battery; replacement battery sold below
- 1-year warranty. Ships from manufacturer. Replacement battery

CAT.#	DESCRIPTION	H x W x D	LBS.
<b>55 729 001</b>	Omni Counter	<u>3<sup>1</sup>/<sub>2</sub>" x 1<sup>3</sup>/<sub>4</sub>" x 1"</u>	0.50
<b>55 703 001</b>	Replacement Battery		0.40
<b>55 722 002</b>	Boost Account Repeater	<u>1<sup>1</sup>/<sub>4</sub>" x 4<sup>1</sup>/<sub>4</sub>" x 3<sup>1</sup>/<sub>4</sub>"</u>	1.50



## OmniCounterPro

Flexible installation; affordable performance

- Integrated six-digit LCD display showing total counts
  - Side-, front-, or dual-firing IR Beam
  - Switch selectable firing direction
  - 16' maximum sensor range (low power) and 26' maximum sensor range (high power)
  - Both counters include 3.6 V lithium battery; replacement battery sold below
- 1-year warranty. Ships from manufacturer. Replacement battery

CAT.#	DESCRIPTION	H x W x D	LBS.
<b>55 728 001</b>	OmniCounterPro	<u>4<sup>7</sup>/<sub>8</sub>" x 2<sup>1</sup>/<sub>8</sub>" x 1<sup>1</sup>/<sub>8</sub>"</u>	0.50
<b>55 703 001</b>	Replacement Battery		0.40

## CompuCount Server

Collects and stores data from up to 16 people counters

- Count may be viewed with ordinary web browser software
  - No dedicated computer connection required – data is stored until connected
  - Counts are collected and stored by the half hour, hour, day, week, and month
  - Half-hour counts stored for three months; daily counts stored for 1<sup>1</sup>/<sub>2</sub> years
  - Count data may be exported to create curves, graphs, charts, and reports
  - 418 MHz unit with typical indoor range up to 100'
  - Individual IP address to identify specific locations
  - ABS enclosure with mounting flanges
  - CRC-16 error checked radio data for accuracy
  - Complies with part 15 of FCC rules
- 1-year warranty. Ships from manufacturer.



## Boost Account Repeater

Designed to boost the signal of any Walker Wireless counter on this page

- May be placed on desktop, wall-mounted, or placed behind ceiling panel
  - Factory-configured to work with people counters on this page and other boost-account repeaters
  - Receives signals from up to 50 people counters within range
  - 500' indoor range at 418 MHz; 1,500' range at 900 MHz
- 1-year warranty. Ships from manufacturer.

CAT.#	H x W x D	LBS.
<b>55 722 002</b>	<u>1<sup>1</sup>/<sub>4</sub>" x 4<sup>1</sup>/<sub>4</sub>" x 3<sup>1</sup>/<sub>4</sub>"</u>	1.50

CAT.#	DESCRIPTION	H x W x D	LBS.
<b>55 722 001</b>	CompuCount Server	<u>4<sup>1</sup>/<sub>4</sub>" x 1<sup>3</sup>/<sub>4</sub>" x 3<sup>1</sup>/<sub>2</sub>"</u>	0.48
<b>55 722 002</b>	Boost Account Repeater	<u>1<sup>1</sup>/<sub>4</sub>" x 4<sup>1</sup>/<sub>4</sub>" x 3<sup>1</sup>/<sub>4</sub>"</u>	1.50

**Economical CCD Bar Code Scanners**

Pre-configured ready-to-use system with USB

- Simply touch the bar code and get an instant read – even in bright sunlight
  - Discriminates between Codabar, Code 39, and interleaved 2 of 5 symbologies
  - Scan length 3"; field depth: 0-1"; 6' cord included
- 1-year warranty. Ships from manufacturer.



\* Stand not available.

CAT.#	LBS.
30 305 014	1.00

WARRANTY  
YEAR

**Gryphon™ Datalogic 4130 Bar Code Scanner**

Great performance with speeds up to 325 reads per second

- Extended reading distances, including up to 60.0 cm / 23.6 in for 13 mil UPC/EAN 13 labels
  - Wide 42° scan angle for reading wider codes
  - Patented "Green Spot" for good-read feedback
  - Supports GSI DataBar™ linear codes
  - Remote host download lowers service costs and improves operations
  - Stand allows easy switching between trigger and no trigger mode
  - USB Port Connector included
- (7"H x 2 1/2"W x 4"D) Ships from manufacturer.



CAT.#	DESCRIPTION	LBS.
30 960 001	Black Scanner	0.75
30 960 101	Black Stand	0.25

WARRANTY  
YEAR

**Hyperion 1300g Linear Bar Code Scanner**

The ideal balance of performance, durability, and ergonomics

- Delivers fast intuitive reading out to 18" as well as high-density reading; able to read bar codes on a cell phone
  - Reads up to 270 scans per second
  - Reads standard 1D and GS1 DataBar™ symbologies
  - Comfortable ergonomic design
  - Automatic interface detection supports all popular interfaces
  - Black stand available separately below for hands-free scanning
- Ships from manufacturer.



CAT.#	DESCRIPTION	H x W x D	LBS.
38 032*	Bar Code Scanner, USB	5 1/2" x 4 1/8" x 3 1/8"	0.35
38 031 001	Bar Code Flex Stand	10"H	1.00

\*Specify color: Ivory-001 or Black-002.

**Gryphon™ Datalogic BT4130 Bar Code Scanner**

Bluetooth wireless technology eliminates the need for cables

- Fastest speed-to-read – 325 scans per second
  - Bluetooth® wireless technology with up to 98' range
  - Point-to-point and multi-point transmission
  - Two-position cradle with scan-while-charging capability
  - Batch mode capability (>1,200 codes stored in memory)
  - Datalogic "Green Spot" for good read feedback
  - User-replaceable, long-lasting lithium-ion battery
  - Drop resistance to 5.9'
  - Reader dimensions: 7 1/2"H x 2 1/2"W x 3 3/8"D
- Ships from manufacturer.



WARRANTY  
YEAR

CAT.#	H x W x D	LBS.
38 961 002	7 1/2" x 2 1/2" x 3 3/8"	1.04



**LS 2208 Bar Code Scanner**

Protect your investment and maximize productivity

- Working range from contact to 17" on 100% UPC/EAN symbols
  - Multiple interfaces on board for flexible connectivity
  - 100 scans per second provides increased productivity
  - Compatible with existing and emerging symbologies
  - Universal cables for sharing, easy replacements, and/or upgrades
  - Hands-free Intellistand™ promotes easy scanning
- Ships from manufacturer.



WARRANTY  
YEAR

CAT.#	H x W x D	LBS.
38 034*	6" x 2 1/2" x 3 3/4"	0.32

\*Specify color: Twilight Black-001 or Cash Register White-002.

**Econon Bar Code Pen Wand**

Ergonomically designed for comfort over long periods of use

- Pre-configured for use with PCs or Macs
  - 6' USB cable included
  - Capable of reading Linear (1D) bar codes, UPS, Code 39, and Codabar
  - Can be programed with additional symbologies
  - Increases accuracy, productivity, and reduces data entry errors
- 1-year warranty. Ships from manufacturer.



CAT.#	H x W x D	LBS.
30 349 001	1 1/2" x 6" x 1"	1.00

All Scanners are Pre-Programmed  
for Your Convenience.



**Barcode Inc. Bluetooth  
HID Scanner**

Smartphone-compatible with HID  
(Human Interface Device) Profile

- Reads 1D, 2D scanner bar codes and loyalty cards directly from mobile device screen
  - Offers a 25.0m/82.0' range from the base station
  - Easy, tool-free, user-replaceable lithium-ion battery
  - Alternative battery recharging through included USB/Micro USB cable
  - Latch mechanism secures scanner in its cradle, providing stability when traveling on carts
  - "Good-read" feedback with green light
- 1-year warranty. Ships from manufacturer.

CAT.#	H x W x D	LBS.
30 463 101	6 5/8" x 3 3/8" x 1 1/8"	1.00

**Voyager 1200g  
Single-Line Laser  
Bar Code Scanner**

Fast, reliable linear  
bar code scanning

- Reads virtually all linear bar codes, including poor-quality and damaged codes
  - Excels at scanning high-density bar codes with resolution down to 3.5-mil
  - Reads 100 scans per second
  - Reads standard 1D and GS1 DataBar™ symbologies
  - Delivers support for USB, keyboard wedge, and RS232 interfaces
  - Automatic interface detection and configuration
  - Scratch-resistant glass window
  - Includes stand
- Ships from manufacturer.



WARRANTY  
YEAR

CAT.#	H x W x D	LBS.
38 086 001	3 5/8" x 7 1/2" x 3"	0.27

**TK-3488-V2  
Bar Code Scanner**

Superior scanning  
capability in an improved ergonomic package

- 2,500 pixel sensor
  - Reads dirty, damaged, or out-of-spec bar codes, even on curved or wrinkled surfaces
  - 270 scans per second
  - 1.5 meter drop rating
  - Supports UPC/EAN, Codabar, Code 39, Code 128, Industrial 2 of 5, Interleave 2 of 5, MSI/Plessey, Code 11, Code 32, and Chinese Post
  - Includes stand
- 1-year warranty. Ships from manufacturer.



CAT.#	H x W x D	LBS.
30 463 001	2 3/4" x 2 1/2" x 7 1/2"	3.00

**Voyager 1202g  
Wireless Bar  
Code Scanner**


The freedom of Bluetooth wireless

- Single line wireless scanner
  - Reads 100 scans per second
  - Up to 45,000 scans per charge
  - 12 hours of operation on four-hour charge
  - Includes field-replaceable battery and stand
  - ABS plastic construction
- 1-year warranty on battery. Ships from manufacturer.



WARRANTY  
YEAR

CAT.#	H x W x D	LBS.
30 381 001	3 3/8" x 2 5/8" x 7 1/2"	0.80

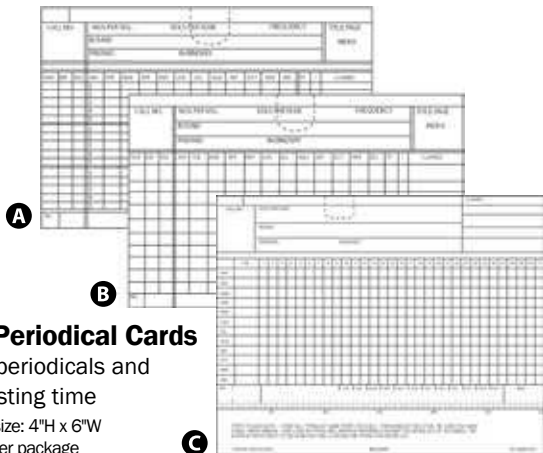


### White Periodical Record Cards

Organize and track subscriptions

- Printed on white, unpunched cards
- Card size: 3"H x 5"W
- 100 cards per package

CAT.#	DESCRIPTION	LBS.
<b>23 184 001</b>	(A) Daily, Weekly, and Monthly	0.40
<b>23 185 001</b>	(B) Monthly and Yearly	0.40



### Buff Periodical Cards

Track periodicals and cut posting time

- Card size: 4"H x 6"W
- 100 per package

CAT.#	DESCRIPTION	LBS.
<b>38 310 002</b>	(A) Weekly Periodical Cards	0.49
<b>38 310 001</b>	(B) Monthly Periodical Cards	0.49
<b>38 310 003</b>	(C) Daily Periodical Cards	0.49



### Loose-Leaf Accession Sheets

Record your library acquisitions

- Ledger sheets include columns for Author, Title, Volume, Publisher, Year, Source, Cost, and Remarks
- Numbered entries on each sheet; continued on reverse side
- Sheets fit two-ring binders
- 20 sheets per package

CAT.#	SIZE	LBS.
<b>23 276 001</b>	10 1/2" x 9 1/2"	0.10

### Epson Thermal Receipt Printer

High-speed, high-resolution text and graphics printing

- Prints up to 300mm/second; best-in-class reliability with an MCBF of 70 million lines
  - Ease-of-use features including drop-in paper loading, auto cutter, and status LEDs
  - Improved cover design protects the printer from foreign objects
  - Handles 80 or 58mm paper roll sizes
  - OS support for Microsoft® Windows 7, Vista, XP, 2000; Mac OS X v10.4, v10.5, v10.6 (Power PC/Intel Processor) and Linux
  - Low power consumption; multiple configurations are ENERGY STAR qualified
- (5 7/8"H x 5 7/8"W x 7 1/2"D) Ships from manufacturer.



CAT.#	DESCRIPTION	LBS.
<b>30 846 001</b>	Dark Gray Printer Parallel	3.50
<b>30 846 002</b>	Dark Gray Printer USB	3.50
<b>30 847 001</b>	White Printer Parallel	3.50
<b>30 847 002</b>	White Printer USB	3.50
<b>30 815 101</b>	Thermal Paper Roll, 3.125" x 230'	0.63

### Epson Two-Color Receipt Printer

Prints up to five lines per second

- Dot-matrix printer with auto cutter
  - Nine-pin serial impact printing with 40/42 columns
  - Drop-in paper loading
  - Not compatible with Follett Software
- Note:** Ribbon and paper rolls are specially designed for the printer shown at right only. Ribbons and paper rolls  
Printer ships from manufacturer.



CAT.#	DESCRIPTION	LBS.
<b>30 704 001</b>	Cool White Receipt Printer, Parallel Cable	10.00
<b>30 704 002</b>	Dark Gray Receipt Printer, Parallel Cable	10.00
<b>30 704 003</b>	Cool White Receipt Printer, USB Cable	10.00
<b>30 704 004</b>	Dark Gray Receipt Printer, USB Cable	10.00
<b>30 704*</b>	Ribbon	0.10
<b>30 704 401</b>	1-Ply Paper Roll, 3" x 145'	0.50
<b>30 704 501</b>	2-Ply Paper Roll, 3" x 95'	0.47

\*Specify ribbon color: Black-201 or Black/Red-301.

Download receipt printer drivers@[www.epsonexpert.com](http://www.epsonexpert.com)

### Star Micronics Receipt Printer

Prints up to 33 lines per second

- Thermal printer with auto cutter
- Nine-pin serial impact printing with 48/71 columns
- Software must support USB interface; not compatible with Follett Software

**Note:** BPA-free thermal paper rolls are specially designed for above printers only.  
Paper roll is ; Printer ships from manufacturer.



CAT.#	DESCRIPTION	LBS.
<b>30 815 001</b>	Cool White Receipt Printer, Parallel Cable	8.00
<b>30 815 002</b>	Dark Gray Receipt Printer, Parallel Cable	8.00
<b>30 815 003</b>	Cool White Receipt Printer, USB Cable	8.00
<b>30 815 004</b>	Dark Gray Receipt Printer, USB Cable	8.00
<b>30 815 101</b>	Thermal Paper Roll, 3.125" x 230'	0.63



## GoCart

NEW!

Rolling basket with oversized, comfortable swing handle for easy carrying

- Multi-purpose rolling basket
- Easy-access oversized swing handle and rim handle
- Can be rolled with telescoping steel handle
- High-quality durable tire tread allows for an easier roll
- 100-lb. weight capacity
- Baskets nest for easy storage when not in use



CAT.#	H x W x D	LBS.
55 640*	37" x 18" x 18"	2.80

\*Specify basket below. Black-001, Red-002, or Teal-003.



## Plastic Security Zip Ties

Secures contents of Hinged-Top Transport Container

- Simply thread tie through hole in lid and handle
- 100 ties per package

CAT.#	LENGTH	LBS.
55 007 001	7"	0.12

## Hinged-Top Transport Container

Strong and durable for storing and transporting

- Injection-molded, high-density polyethylene
- Stacks when closed, nests when empty
- Hinged lids close with interconnecting fit
- Lid can be secured with plastic security zip ties; sold separately at left
- Handgrips for carrying comfort (12¾"H x 15"W x 21½"D)



CAT.#	DESCRIPTION	LBS.
55 018 001	Red Container	6.20
55 018 002	Gray Container	6.20
55 018 003	Translucent Container	6.20

Shown with  
Optional Rack

## Patron Browsing Baskets

Comfortable hand grips

- Handles fold for easy stacking and storage
- Rack sold separately below



CAT.#	DESCRIPTION	H x W x D	LBS.
55 109*	Browsing Basket	8½" x 17" x 12"	1.40
55 209 001	Metal Rack (Holds 12 baskets)	27½" x 16½" x 11½"	2.80

\*Specify basket color: Blue-001, Red-002, or Green-003.



## Shopping Basket Sets

Sets occupy less than two square feet of space

- High-density polypropylene construction for years of heavy-duty use
  - Available with chrome or plastic handles in standard or jumbo sizes
  - Set of 12 baskets; includes free basket rack and sign
- Ships from manufacturer.



CAT.#	DESCRIPTION	H x W x D	LBS.
55 452*	Standard Basket Set w/ Chrome Handles	9" x 16" x 12"	24.00
55 453**	Standard Basket Set w/ Plastic Handles	9" x 17" x 11½"	24.00
55 454**	Jumbo Basket Set w/ Chrome Handles	10½" x 19" x 12½"	25.00
55 455*	Jumbo Basket Set w/ Plastic Handles	10½" x 19" x 12½"	25.00

\*Specify basket color: Blue-001 or Red-002.

\*\*Specify basket color: Blue-001, Red-002, Yellow-003, or Green-004.

## EM

EM (electromagnetic) technology uses magnetic targets that can be desensitized or resensitized to allow materials to pass through security gates. These targets, called detection strips, are typically hidden inside circulating library materials. Media-specific desensitizers/resensitizers are required.

## RF

RF (radio frequency) technology uses an FM radio signal, so the targets, called detection tags, are detuned. The tag is covered with a detuning card or tab that "blocks" the signal at security gates.

## RFID

RFID combines security and ID systems. RFID security systems use an FM frequency and are hardwired, so security targets are already "turned on." RFID targets, or detection tags, can be detuned ("turned off") in the same manners as RF tags. They contain an automated identification system and security bits that are used in conjunction with security gates. RFID tags make bar codes obsolete because the tags require no line of sight. This technology can even read more than one tag at a time (batch processing). As a result, RFID offers an effective system for completing inventory, shelf locating, weeding, and check-in/check-out processing.



### selfCheck™ 500 Kiosks

Engaging self-checkout experience helps you promote your collection, services, and events

- Offers the essential self-service experience to libraries
  - Powered by quickConnect™ self-service software
  - Allows user to check-out, check-in, renew, and pay fines on their library accounts
  - Allows you to continually evolve your service to the community and focus more on meaningful interactions
  - Process multiple items at one time with RFID
  - Can also process bar code items only one at a time
- 1-year warranty. Ready to assemble. Ships from manufacturer via truck.

CAT.#	DESCRIPTION	LBS.
30 791 001	(A) selfCheck™ 500 Full Height Kiosk	136.00
30 791 002	(B) selfCheck™ 500 Desktop Kiosk	70.00



### hybrid selfCheck™ 1000 Freestanding Kiosk

The ultimate security of EM/Tattle-Tape meets modern design and best user experience

- Process items with EM and RFID technology
  - Accurately process items with 'Open V' design
  - Quick and easy access to user accounts
  - 22" portrait screen
  - Easy-access receipt printer for staff
  - Mobile phone user card scanner
- 1-year warranty. Ready to assemble. Ships from manufacturer via truck.

CAT.#	LBS.
30 792*	339.00

\*Specify color: White-001 or Black-002.



### hybrid selfCheck™ 1000 Desktop Kiosk

Save space with this compact desktop checkout solution

- Attractive LED light-based display guides patrons through entire process
  - Process items with EM and RFID technology
  - Accurately process items with 'Open V' design
  - Quick and easy access to user accounts
  - 22" portrait screen
  - Easy-access receipt printer for staff
  - Mobile phone user card scanner
- 1-year warranty. Ready to assemble. Ships from manufacturer via truck.

CAT.#	LBS.
30 793*	195.00

\*Specify color: White-001 or Black-002.



**bibliotheca**  
transforming libraries

**NEW!**

**RFID workstation™ shielded**


With focused read area and multiple read capability

- Fully-shielded antenna provides concentrated detection field; only items placed directly on workstation™ antenna are detected
  - Workstation™ antenna can read multiple stacked items of varying size, weight, and thickness
  - RFID readers connects to PC via USB; supplied with a localized plug-in supply (110V ac/60Hz or 240V ac/50Hz)
  - RF power output is 1.2 Watt; workstation™ shielded conforms to CE and FCC
  - Software: staffConnect™ circ software will need to be installed on your existing PC, running Microsoft™ Windows (XP SP3 or W7 32/64); connection to the LMS/ILS is only required for some of the functionalities
  - An optional receipt printer or bar code scanner (each sold separately) can be added to any workstation™
- 1-year warranty. Ships from manufacturer.

CAT.#	H x W x D	LBS.
<b>30 437 001</b>	1/5" x 13 3/4" x 11"	4.00



CIRCULATION & SECURITY • RFID Security



**bibliotheca**  
transforming libraries

**RFID Tag Dispenser**

Ideal dispenser for bibliotheca ISO RFID Tags

- Allows easy one-hand tag dispensing
  - Facilitates book processing
  - Durable construction
  - Dispenses rolls with a 3" core
- Assembled.



CAT.#	H x W x D	LBS.
<b>30 554 102</b>	9" x 8 1/2" x 12 1/2"	2.00

**bibliotheca**  
transforming libraries

**StingRay RFID Media Tags**

Longer read range for security and optimum productivity

- CD/DVD tag fits around the hub of CDs and DVDs
- Full disc overlay provides more security for disc media
- Tags are age-tested for longevity and read range reliability

CAT.#	DESCRIPTION	QUANTITY	LBS.
<b>30 552 002</b>	(A) RFID Tags™ Hub	2,000/Roll	2.00
<b>30 552 003</b>	(B) RFID Tags™ fullDiscCD	1,000/Box	7.80

**bibliotheca**  
transforming libraries

**ISO RFID Tag™ Square**

Longer read range for increased security

- Designed to perform optimally with both soft and hardcover books
- Age-tested for longevity and read range reliability
- Available in clear
- 2,000 tags per roll



CAT.#	LBS.
<b>30 552 001</b>	3.27



CAT.#	DESCRIPTION	LBS.
<b>30 580 001</b>	(A) 1 Aisle Direct Mount	124.00
<b>30 580 002</b>	2 Aisle Direct Mount	186.00
<b>30 580 003</b>	3 Aisle Direct Mount	248.00
<b>30 581 001</b>	(B) 1 Aisle Buried Cable	124.00
<b>30 581 002</b>	2 Aisle Buried Cable	186.00
<b>30 581 003</b>	3 Aisle Buried Cable	248.00



**bibliotheca** transforming libraries **RFID gate™ premium** NEW!

Allows wide entrance for wheelchairs, wide strollers, and large groups

- Wider aisles increase accessibility
  - Easily alert staff with audible and visual alerts
  - Analyze library traffic patterns with integrated patron counter
  - Reads up to eight tags per second in all three orientations
  - Optimal coverage achieved within 63" of separation
  - Operating frequency: 13.56 MHz
  - Max. transmitting power: 8 W
  - Supports tag types: ISO 15693, ISO 18000-3a, (XP I-Code, SLI, SLIX, SLIX2)
  - Software not required; using software can provide enhanced reporting
- 1-year warranty. Ready to assemble. Ships from manufacturer via truck.

CAT.#	DESCRIPTION	LBS.
<b>30 583 001</b>	(C) 1 Aisle Base Plate	124.00
<b>30 583 002</b>	2 Aisle Base Plate	186.00



CAT.#	DESCRIPTION	LBS.
<b>30 445 001</b>	(A) 1 Aisle Direct Mount	124.00
<b>30 445 002</b>	2 Aisle Direct Mount	186.00
<b>30 445 003</b>	3 Aisle Direct Mount	248.00
<b>30 445 004</b>	4 Aisle Direct Mount	310.00
<b>30 445 005</b>	5 Aisle Direct Mount	434.00
<b>30 445 006</b>	6 Aisle Direct Mount	496.00



**bibliotheca** transforming libraries **RFID Gate**

Instantaneous RFID tag detection, regardless of orientation

- Outstanding performance to protect your collection
  - Non-activated RFID tags are instantaneously detected
  - Analyze library traffic patterns with visible patron counter
  - Remotely configure and pull management reports with optional libraryConnect™ devices
  - Choose the alarm color and adjustable audible alarm that suit your library
  - Combine multiple gates for wider entrances
  - Save energy during off-peak times
  - Software not required; using software can provide enhanced reporting
- 1-year warranty. Ready to assemble. Ships from manufacturer via truck.

CAT.#	DESCRIPTION	LBS.
<b>30 446 001</b>	(B) 1 Aisle Buried Cable	124.00
<b>30 446 002</b>	2 Aisle Buried Cable	186.00
<b>30 446 003</b>	3 Aisle Buried Cable	248.00
<b>30 446 004</b>	4 Aisle Buried Cable	310.00
<b>30 446 005</b>	5 Aisle Buried Cable	434.00
<b>30 446 006</b>	6 Aisle Buried Cable	496.00
<b>30 447 001</b>	(C) 1 Aisle Base Plate	124.00
<b>30 447 002</b>	2 Aisle Base Plate	186.00



**bibliotheca**  
transforming libraries

### Clear Tattle-Tape™ Gates

Sleek design enhances library aesthetic

- Reduces unwanted alarms
- Remotely configure and pull management reports with optional libraryConnect™ devices
- Can detect EM strips regardless of orientation within the gates
- Integrated, visible people counter
- Eight selectable LED color alarms and patterns
- Sleek, mirrorlike finish complements any library interior
- Flexible configuration and installation
- Software not required; using software can provide enhanced reporting 1-year warranty. Ready to assemble. Ships from manufacturer via truck.



CAT.#	DESCRIPTION	LBS.
<b>30 429 001</b>	(A) 1 Aisle Direct Mount	160.00
<b>30 429 002</b>	2 Aisle Direct Mount	240.00
<b>30 429 003</b>	3 Aisle Direct Mount	320.00
<b>30 429 004</b>	4 Aisle Direct Mount	400.00
<b>30 429 005</b>	5 Aisle Direct Mount	480.00
<b>30 430 001</b>	(B) 1 Aisle Buried Cable	160.00
<b>30 430 002</b>	2 Aisle Buried Cable	240.00
<b>30 430 003</b>	3 Aisle Buried Cable	320.00
<b>30 430 004</b>	4 Aisle Buried Cable	400.00
<b>30 430 005</b>	5 Aisle Buried Cable	480.00
<b>30 431 001</b>	(C) 1 Aisle Base Plate	160.00
<b>30 431 002</b>	2 Aisle Base Plate	240.00



**bibliotheca**  
transforming libraries

### Tattle-Tape™ Gates

Ultimate security meets modern design

- Reduces unwanted alarms
- Remotely configure and pull management reports with optional libraryConnect™ devices
- Can detect EM strips regardless of orientation within the gates
- Integrated, visible people counter
- Eight selectable LED color alarms and patterns
- Sleek design; interchangeable graphic sections
- Flexible configuration and installation
- Software not required; using software can provide enhanced reporting 1-year warranty. Ready to assemble. Ships from manufacturer via truck.



CAT.#	DESCRIPTION	LBS.
<b>30 594 001</b>	(A) 1 Aisle Direct Mount	160.00
<b>30 594 002</b>	2 Aisle Direct Mount	240.00
<b>30 594 003</b>	3 Aisle Direct Mount	320.00
<b>30 594 004</b>	4 Aisle Direct Mount	400.00
<b>30 594 005</b>	5 Aisle Direct Mount	480.00
<b>30 596 001</b>	(B) 1 Aisle Buried Cable	160.00
<b>30 596 002</b>	2 Aisle Buried Cable	240.00
<b>30 596 003</b>	3 Aisle Buried Cable	320.00
<b>30 596 004</b>	4 Aisle Buried Cable	400.00
<b>30 596 005</b>	5 Aisle Buried Cable	480.00
<b>30 598 001</b>	(C) 1 Aisle Base Plate	160.00
<b>30 598 002</b>	2 Aisle Base Plate	240.00



**B1**

**TATTLE-TAPE™ SECURITY STRIP B1:**


- Single-sided adhesive
- Strips are concealed in book spine
- Bayonet for strip insertion; sold separately below
- 1,000 strips per box



**B2**

**TATTLE-TAPE™ SECURITY STRIP B2:**

- 6½"L with double-sided adhesive
- Strips are easily concealed in gutter of books and periodicals
- Extra-long liner for easier application
- 1,000 strips per box



**TATTLE-TAPE™ SECURITY STRIP DCD-2:**

- Two patented strips for precision balance
- Clear film overlay is scratch- and removal-resistant
- For CDs and single-sided DVDs only
- 200 DCD-2 Strips per box
- Optional DCD-2 Application Mat with flat surface to apply strips and prevent warping

CAT.#	DESCRIPTION	LENGTH	LBS.
30 225 001	B1 Strips	6½"	2.00
30 225 003	Bayonet	12"	0.10

CAT.#	LBS.
30 225 002	1.00

CAT.#	DESCRIPTION	LBS.
30 225 004	DCD-2 Strips	2.00
30 347 001	DCD-2 Application Mat	0.04

*Tattle-Tape™ Security Strips reduce theft by preventing desensitization from common household magnets.*



**SB-3**

**TATTLE-TAPE™ SECURITY STRIP SB-3:**

- Not for use with MediaCheck
- Can be used for small items



**R2**

**TATTLE-TAPE™ SECURITY STRIP R2:**

- 6½"L with double-sided adhesive
- For Model Application System (available online)
- Three to five times faster than manual application

CAT.#	DESCRIPTION	QTY.	LBS.
30 225 006	SB-3 Strips	1,000	1.00

CAT.#	QTY.	LBS.
30 225 111	7,500/Roll	7.50
30 225 112	2,500/Roll	2.50



**A**

**TATTLE-TAPE™ BOOKCHECKS FOR PRINTED MATERIAL, CDS, AND DVDS**

- Resensitizes and desensitizes Tattle-Tape™ Security Strips in one unit
  - Includes feedback indicators
  - USB-enabled to accommodate upgrades
  - Compatible with existing integrated library systems
  - Security feature can be easily disabled to allow processing of magnetic media
  - Installation charges apply if purchased with Security System or Self-Check™
  - Workstation™ has all the same attributes as Bookcheck™, plus bar code scanner
- 12½"H x 16¾"W x 8¾"D. (24.00 lbs.) Ships from manufacturer.

CAT.#	DESCRIPTION
30 300 302	(A) Tattle-Tape™ In-Counter Workstation™
30 300 202	(B) Tattle-Tape™ In-Counter Bookcheck™
30 300 301	Tattle-Tape™ On-Counter Workstation™
30 300 201	Tattle-Tape™ On-Counter Bookcheck™



**B**

**TATTLE-TAPE™ DESENSITIZER FOR PRINTED MATERIAL, CDS, & DVDS**

- Designed for high-volume checkout of non-magnetic items
- Portable, non-electric, and repositionable



CAT.#	H x W x D	LBS.
30 300 002	1½" x 5" x 9½"	6.00

**TATTLE-TAPE™ RESENSITIZER FOR BOOKS AND OTHER PRINTED MATERIAL**

- Smooth, ergonomically correct resensitizing motion
  - Green light indicates unit is operating
- Ships from manufacturer.



CAT.#	H x W x D	LBS.
30 300 101	4" x 12½" x 5"	17.00



Service Agreements are recommended for electrical accessories. Call for details.

**All electrical accessories on this page are CE listed.**



**For selfCheck™ System,  
see page 138.**

**selfCheck™ System  
Thermal Receipt Paper**

CAT.#	FOR MODELS	W x L	LBS.
30 899 012	R, V, BCS, 2800, C 3100 THE	3 5/8" x 410'	1.20



**Highland™ EM Detection Strips**

- Dependable protection for EM circulating materials
- Single- and double-sided strips are designed for book gutter insertion
- Compatible with all EM systems
- 1,000 strips/overlays per box

CAT.#	DESCRIPTION	LBS.
30 432 001	6 1/2" Single-Sided	2.00
30 432 002	6 1/2" Double-Sided	2.00




**Protection for EM Circulating Materials**



**SENTRY SECURITY STRIPS FOR HARDCOVER BOOKS**

- Clear 5" single- and double-sided strips hide in the gutter or spine
- Archival-quality adhesive protects circulating materials
- 1,000 strips per package

CAT.#	DESCRIPTION	LBS.
30 425 001	5" Single-Sided Strips	0.60
30 425 002	5" Double-Sided Strips	1.00



**SENTRY SECURITY STRIPS FOR CDS AND SINGLE-SIDED DVDS**

- Clear tag includes two strips
- Compatible with most EM security systems
- 100 strips per package


CAT.#	LBS.
30 425 004	0.60

**BOOKWAND™ PORTABLE HANDHELD EM STRIP REACTIVATOR**

- Sensitizes books individually, in groups, or when back on the shelf
- Compatible with all standard EM security strips
- May be used on all printed media, CDs, and DVDs
- Uses rechargeable batteries and does not need to be plugged in during use
- Easy-to-use compact design

1-year warranty. Ships from manufacturer.

CAT.#	H x W x D	LBS.
30 348 001	11 3/4" x 2 3/4" x 1"	4.00







## Liberty PX Radio Frequency Detection System

Reliable security for wide corridors

- Coverage for up to 72"W corridor
- Unlimited number of corridors
- Mounting options include direct mount or buried cable
- Meets ADA requirements

**Note:** Customers will need RF tags and RF detuners. Buried cable systems require a pre-site inspection at an additional cost. Zone charges are an additional cost if customer is not in Zone 1. Ready to assemble. Ships from manufacturer.

CAT.#	DESCRIPTION	H x W x D	LBS.
<b>30 435 101</b>	Single/Direct	68" x 19 $\frac{3}{4}$ " x 1 $\frac{1}{2}$ "	93.00
<b>30 435 103</b>	Single/Buried	68" x 19 $\frac{3}{4}$ " x 1 $\frac{1}{2}$ "	90.00



## Ketec Radio Frequency Classic Detection Systems

ADA-compliant, self-installable, and user-friendly

- Rugged and reliable; virtually eliminates false alarms and on-site service calls
  - Compatible with most radio frequency (RF) security tags, tabs, and cards
  - Can be installed within 3' of displayed or stored items with security tags
  - All systems include a base plate; 3' for single corridor and 6' for dual corridor
  - Systems operate at 9.5 MHz
  - Compatible with AC requirements anywhere in the world; specify 120VAC/60Hz or 220/VAC/50/60Hz when ordering
  - Includes installation instructions
- (Antennae are 60"H x 11 $\frac{3}{4}$ "D) 1-year warranty. Ready to assemble. Ships from manufacturer.

CAT.#	CORRIDOR	LBS.
<b>30 834 0*</b>	Single	74.00
<b>30 834 1*</b>	Dual	98.00

\*Specify color: Almond-01, Gray-02, or Black-03.



## Ketec Radio Frequency Challenger Detection Systems

Designed to blend in with any color or décor

- ADA-compliant, self-installable, and user-friendly
- Rugged and reliable; virtually eliminates false alarms and on-site service calls
- Compatible with essentially all other radio frequency (RF) security tags, tabs, and cards
- Can be installed within 3' of displayed or stored items with security tags
- All systems include a base plate; 3' for single corridor and 6' for dual corridor
- Systems operate at 9.5 MHz
- Compatible with AC requirements anywhere in the world; specify 120VAC/60Hz or 220/VAC/50/60Hz when ordering
- Includes installation instructions

(Antennae are 60"H x 11 $\frac{3}{4}$ "D) 1-year warranty. Ready to assemble. Ships from manufacturer.

CAT.#	CORRIDOR	LBS.
<b>30 835 001</b>	Single	74.00
<b>30 835 101</b>	Dual	98.00





### Biofit® Welded Steel Book Trucks

Up to 500-lb. capacity

- 1" tubular 16-gauge welded steel frame
- 20-gauge cold-rolled steel shelves and end panels
- 5" ball-bearing casters roll easily over all surfaces
- Powder-coat finishes

Minimal caster assembly required. Ships from manufacturer.

WARRANTY  
YEAR

#### SINGLE-SIDED, SLOPING

CAT.#	DESCRIPTION	SHELF CLEARANCE	H x W x D	LBS.
67 376*	(A) 3 Sloping Shelves, 15"W x 7½"D**	12"	44" x 18" x 13"	41.00
67 377*	3 Sloping Shelves, 26"W x 7½"D	12"	47" x 28" x 13"	46.00

**DOUBLE-SIDED:** sloping shelves are 26"W x 6½"D; flat shelves are 26"W x 17"D.

CAT.#	DESCRIPTION	SHELF CLEARANCE	H x W x D	LBS.
67 378*	4 Sloping Shelves**	16"	38" x 28" x 17"	47.00
67 379*	(B) 4 Sloping, 1 Flat Bottom Shelf	12"	47" x 28" x 17"	57.00
67 380*	(C) 6 Sloping Shelves**	12"	47" x 28" x 17"	61.00
67 381*	2 Sloping Shelves, 1 Flat Top Shelf**	17"	38" x 28" x 17"	44.00
67 382*	2 Sloping, 1 Flat Bottom Shelf**	17"	38" x 28" x 17"	44.00

**FLAT SHELVES:** shelves are 26"W x 16"D.


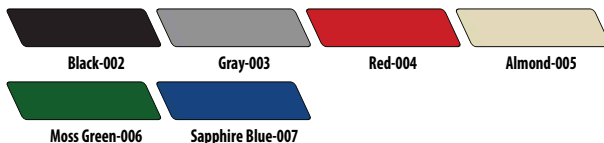
CAT.#	DESCRIPTION	SHELF CLEARANCE	H x W x D	LBS.
63 372*	2 Flat Shelves**	18½"	38" x 28" x 17"	42.00
67 374*	(D) 3 Flat Shelves	10½"/12½"	43" x 28" x 17"	48.00

**FLAT TRAYS:** trays are 4"H x 26"W x 17"D.

CAT.#	DESCRIPTION	SHELF CLEARANCE	H x W x D	LBS.
67 373*	(E) 2 Flat Trays**	17¾"	38" x 28" x 17"	43.00
67 375*	3 Flat Trays	10"	44" x 28" x 17"	55.00

\*Specify color below.

\*\*UPS shippable.





WARRANTY  
YEAR



### Endurance Heavy-Duty Welded Book Trucks

Feature convenient steering handles

- Extended handle for easy steering
- 18-gauge welded steel for heavy-duty use
- Shelves hold up to 200 lbs. each
- Six heavy-duty 5" casters (two locking)
- Durable powder-coat finish
- Distance between shelves is 12"

Assembled. Ships from manufacturer.

CAT.#	DESCRIPTION	H x W x D	LBS.
70 794 000*	(A) Double-Sided, 6 sloping	43 $\frac{1}{2}$ " x 37 $\frac{1}{2}$ " x 16"	98.00
70 895 000*	(B) Single-Sided, 3 sloping w/6 dividers	43 $\frac{1}{2}$ " x 37 $\frac{1}{2}$ " x 16"	98.00
70 985 000*	(C) 3 Trays w/2" lip	43 $\frac{1}{2}$ " x 37 $\frac{1}{2}$ " x 16"	98.00

\*Specify finish below.



### Welded Book Trucks

Welded steel book trucks offer years of heavy-duty performance

- Perforated end panels and comfortable, smooth-rounded handles (except for 71 009 000)
  - Sloping shelves all feature 6"H backstop
  - Book truck frames are all constructed of 18-gauge steel; shelves are 20-gauge steel
  - 71 009 000 has 4" dual wheel casters and 13 $\frac{1}{2}$ " clearance between shelves
  - All other book trucks have four 5" locking swivel casters, each rated to hold up to 200 lbs., and feature 12" clearance between shelves
- 1-year warranty. Assembled. 71 009 000, 71 010 000, and 71 011 000 ship from manufacturer; all others ship from manufacturer via truck.

#### SINGLE-SIDED

CAT.#	DESCRIPTION	H x W x D	LBS.
71 009 000*	(A) 2 sloping	25" x 29" x 14"	26.00
71 010 000*	(B) 3 sloping	46" x 18" x 14"	42.00
71 011 000*	3 sloping	46" x 28" x 14"	46.00
71 012 000*	(C) 3 sloping	46" x 32" x 14"	45.00

\*Specify finish above.

#### DOUBLE-SIDED

CAT.#	DESCRIPTION	H x W x D	LBS.
71 013 000*	(D) 6 sloping	46" x 39" x 19"	74.00
71 014 000*	3 flat	46" x 39" x 19"	62.00

\*Specify finish above.



A



B



C

### Voyager Series Welded Steel Book Trucks

High-load rated to carry large books and heavy materials

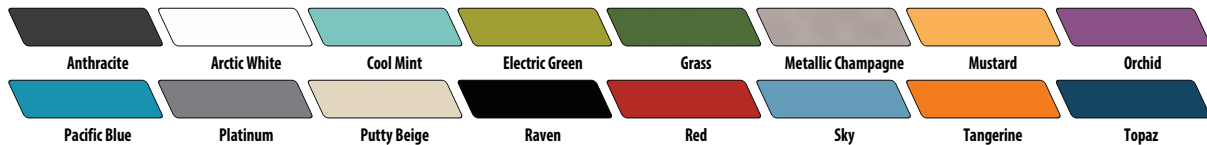
- 18-gauge frame and 20-gauge steel shelves and rounded handles
- Sound-dampening foil under upper shelves reduces shelf vibration and noise when empty



- Clearance between shelves is 13"
  - Fully-welded prime steel construction with 25-35% post-consumer recycled content
  - 5" heavy-duty Quiet Glide™ swivel casters (two locking)
  - Casters with black shackles are load-rated at 125 lbs. each
- Minimal caster assembly required. Ships from manufacturer via truck.

CAT.#	DESCRIPTION	H x W x D	SHELF W x D	LBS.
61 875 000*	(A) 3 Flat Shelves	44" x 36" x 18"	34" x 17½"	67.00
61 877 000*	(B) Single-Sided, 3 Sloping Shelves	44" x 36" x 14"	34" x 12"	50.00
61 876 000*	(C) Double-Sided, 6 Sloping Shelves	44" x 36" x 18"	34" x 6¾"	80.00

\*Specify color below.



### Book and Utility Trucks

All-steel construction for years of reliable strength

- Single-sided sloping shelves are 24"W x 12"D
- Double-sided sloping shelves are 26"W x 6¾"D
- Flat shelves are 26"W x 17½"D
- Clearance between shelves is 13"
- Smooth rounded handles and fully welded steel construction
- Includes a sound-dampening foil applied under shelves to reduce vibration and noise
- Moves easily on heavy-duty 5" Quiet Glide™ casters (two locking), each load rated at 125 lbs.

Minimal caster assembly required. Ships from manufacturer.

#### SINGLE-SIDED

CAT.#	DESCRIPTION	H x W x D	LBS.
63 503 000*	3 Sloping Shelves	44" x 26" x 14"	45.00
63 504 000*	2 Sloping Shelves	33" x 26" x 14"	27.00

#### DOUBLE-SIDED

CAT.#	DESCRIPTION	H x W x D	LBS.
63 202 000*	4 Sloping Shelves	32¾" x 28" x 18"	44.00

\*Specify color above.



A

B

WARRANTY  
YEAR

### Duro Series

#### Thin-Line Welded Steel Book Trucks

Single-sided design is ideal for wall or desk-side storage

- Single-sided sloping shelves are 12"D
  - Clearance between shelves is 13"
  - Smooth rounded handles and fully welded steel construction
  - Easy-rolling 4" or 5" Quiet Glide™ casters (two locking)
  - Constructed from prime steel with 25-35% post-consumer recycled content
- Minimal caster assembly required. Ships from manufacturer.



CAT.#	DESCRIPTION	CASTERS	H x W x D	LBS.
63 373 000*	(A) 2 Sloping	4"	32" x 26" x 14"	27.00
63 374 000*	(B) 3 Sloping	4"	43" x 36" x 14"	50.00
63 590 000*	3 Sloping	5"	43" x 36" x 14"	50.00

\*Specify color above.



### Duro Series Welded Steel Book Trucks

Heavy-duty all-welded steel trucks

- 18-gauge frame and 20-gauge steel shelves
- Flat shelves measure 34"W x 17½"D
- Double-sided sloping shelves are 34"W x 6¾"D
- Clearance between shelves is 13"
- Smooth end panels and smooth rounded handles
- Fully-welded prime steel construction with 25-35% post-consumer recycled content
- 4" or 5" heavy-duty Quiet Glide™ swivel casters (two locking)
- Casters are load-rated at 115 lbs. each (43"H x 36"W x 18"D) Minimal caster assembly required. Ships from manufacturer via truck.

CAT.#	DESCRIPTION	CASTERS	LBS.
63 367 000*	3 Flat Shelves	4"	67.00
63 368 000*	3 Flat Shelves	5"	67.00
63 355 000*	(A) Double-Sided, 4 Sloping, 1 Flat Bottom Shelf	4"	74.00
63 356 000*	Double-Sided, 4 Sloping, 1 Flat Bottom Shelf	5"	74.00
63 361 000*	(B) Double-Sided, 6 Sloping Shelves	4"	80.00
63 362 000*	Double-Sided, 6 Sloping Shelves	5"	80.00

\*Specify color on page 149.

WARRANTY  
YEAR



Perfect for end-of-range



B



Shown with Optional Black Dividers

### Welded Steel Book Trucks



LIMITED  
WARRANTY

Colorful trucks with welded steel durability

- 20-gauge shelves with 1½" C-bend for extra load capacity
- 1" square tubular steel handle radiused and welded to sheet-steel end panels
- Sloping shelf book trucks hold 400 lbs., evenly distributed
- Durable powder-coat finish
- Black or smoke polypropylene dividers sold separately below; three per pack
- Four 4" dual-wheel full-swivel casters for easy maneuverability (other caster options available; call for details)

**Note:** QuickShip applies to quantity of five or fewer.

Minimal caster assembly required. Ships from manufacturer via truck.

#### SINGLE-SIDED, SLOPING: 10<sup>25</sup>/<sub>64</sub>" shelf depth; 13<sup>3</sup>/<sub>4</sub>" shelf clearance

CAT.#	DESCRIPTION	H x W x D	LBS.
63 238 000*	(A) 3 Sloping Shelves (Mini)	43" x 24" x 14"	46.00
63 903 000*	3 Sloping Shelves	43" x 36" x 14"	60.00
63 397 000**	(B) 3 Sloping Shelves with 3 Dividers	43" x 36" x 14"	62.00
63 408 003	Black Dividers for Single-Sided Book Trucks, 3/pk.	6" x 1½" x 10"	2.00
63 408 004	Smoke Dividers for Single-Sided Book Trucks, 3/pk.	6" x 1½" x 10"	2.00

\*Specify finish at right.


\*\*Specify finish at right and Black or Smoke Dividers.

#### DOUBLE-SIDED, SLOPING: 7<sup>3</sup>/<sub>4</sub>" shelf depth on each side; 12<sup>3</sup>/<sub>4</sub>" shelf clearance

CAT.#	DESCRIPTION	H x W x D	LBS.
63 282 000*	(C) 6 Sloping Shelves	43" x 36" x 18"	73.00
63 398 000**	6 Sloping Shelves with 6 Dividers	43" x 36" x 18"	76.00
63 399 003	Black Dividers for Double-Sided Book Trucks, 3/pk.	6" x 1" x 7"	2.00
63 399 004	Smoke Dividers for Double-Sided Book Trucks, 3/pk.	6" x 1" x 7"	2.00

\*Specify finish at right.

\*\*Specify finish at right and Black or Smoke Dividers.



LIMITED  
WARRANTY



### Everything Cart



Transport everything from books to processing supplies

- Two double-sided bin levels provide a total of 12 compartments, each 6"H x 11 $\frac{1}{4}$ "W x 8 $\frac{1}{2}$ "D
- Heavy-duty welded steel construction with no sharp edges or corners
- Four 4" dual-wheel soft-tread casters

**Note:** QuickShip applies to quantity of five or fewer.  
Minimal caster assembly required. Ships from manufacturer via truck.

CAT.#	H x W x D	LBS.
63 175 000*	36" x 36" x 18"	70.00

\*Specify color on facing page.



Spins on 5" center casters



### Gorilla 6-Wheel Steel Book Trucks

A simple spin on the axis, and changing directions is easy

- Heavy-duty welded steel construction with weight capacity of 600 lbs., evenly distributed
- 1" square steel tubing with radius handles
- Middle casters allow easy turning in less space
- Sloping shelf depth is 7 $\frac{3}{4}$ "; clearance between middle and bottom shelves is 12 $\frac{3}{4}$ "
- Durable powder-coat finish; 5" dual-wheel swivel soft-tread casters

**Note:** QuickShip applies to quantity of five or fewer.  
Minimal caster assembly required. Ships from manufacturer via truck.

CAT.#	H x W x D	LBS.
63 987 000*	44" x 36" x 18"	89.00

\*Specify color on facing page.



LIMITED  
WARRANTY

### Replacement Book Truck Casters

Keep your Smith System book trucks rolling smoothly

- Set of four casters
- For use with Smith System book trucks only
- Choose non-locking or locking casters
- 4" dual-wheel, 5" dual-wheel, and 5" single rubber wheel casters available 1-year warranty.



CAT.#	DESCRIPTION	LBS.
73 615 001	(A) 4" Dual Non-Locking Casters	4.00
73 615 002	(B) 4" Dual Locking Casters (Only Two Locking)	4.00
73 616 001	(C) 5" Dual Non-Locking Casters	7.00
73 616 002	(D) 5" Dual Locking casters (Only Two Locking)	7.00
73 617 001	(E) 5" Single Non-Locking Casters	8.00
73 617 002	(F) 5" Single Locking Casters (Only Two Locking)	8.00



### Book Truck Shelf




Attaches to most Smith System Book Trucks to create a secure top shelf

- Set of four riser posts clamp to book truck handle for a secure hold
- 1 $\frac{1}{2}$ " thick shelf constructed of 45-lb. density particleboard core with high-pressure laminate surface and melamine backer sheet
- Shelf features 3/8" bumper T-molding fastened every 6"-8" to assure a long-lasting fit
- Top is pre-drilled for ease of installation

**Note:** Shelf is not compatible with #63238000, #63903000, or #63397000 on facing page.

Ready to assemble. Ships from manufacturer.


LIMITED  
WARRANTY



CAT.#	W x D	LBS.
70 147 000*	38" x 18"	35.00

\*Specify edge and laminate colors below.

#### STANDARD EDGE COLORS:



#### STANDARD LAMINATE COLORS:



LIMITED  
WARRANTY



**Steel Book Trucks**

Manufactured from steel with durable powder coat finish

- Fully welded
- 100% steel construction
- Tropic Sand powder-coat finish
- 4" casters (two locking)

- Choose from single- or double-sided sloping shelves
- Minimal caster assembly required. Ships from manufacturer via truck.

CAT.#	DESCRIPTION	H x W x D	LBS.
72 920 001	(A) Six Sloping Shelves	43½" x 36" x 18½"	73.00
72 921 001	(B) Three Sloping Shelves	43½" x 36" x 14½"	52.00



**Industrial-Strength Standard Book Truck**

Heavy-duty, double-sided book truck with six sloping shelves

- 14-gauge steel frame with 16-gauge steel shelves
  - All-welded construction for extra strength and durability
  - Unit has 5" industrial roller-bearing casters
  - Six sloping shelves that measure 6"D with 12" clearance between shelves
- Assembled. Ships from manufacturer via truck.

CAT.#	H x W x D	LBS.
63 262*	43" x 37" x 18"	80.00

\*Specify color below.



Almond-002

Black-003



**Extra-Tall Industrial-Strength Book Truck**

Heavy-duty, double-sided book truck

- All-welded construction for extra strength and durability
  - 14-gauge steel frame; 16-gauge steel shelves with 200-lb. shelf capacity
  - Features eight sloping shelves that measure 6"D with 12" clearance between shelves
  - Unit has 5" industrial roller-bearing casters
- Assembled. Ships from manufacturer via truck.

CAT.#	H x W x D	LBS.
63 272*	52" x 37" x 18"	120.00

\*Specify color below.



Almond-002

Black-003





A



B



Casters not exactly as shown

C



D



E

### Premium Library Book Trucks

Heavy-duty for years of dependable use

- Full-size trucks feature weight capacity of 200 lbs. per shelf
- All trucks equipped with six black synthetic casters
- All book trucks feature square steel frame with textured black paint
- **Corner Bumpers are factory installed; must be ordered when placing Gryphon Book Truck order; cannot be retrofit**
- Optional Rubber Shelf mats help protect paint and dampen sound

**Note:** Images may be shown in non-standard colors. These colors are available by quotation for quantity of 10 or more only. Assembled. Ships from manufacturer via truck.



#### STEEL DOUBLE-SIDED

CAT.#	DESCRIPTION	H x W x D	LBS.
67 209 000*	(A) 4 Sloping, 1 Flat Bottom	42" x 32" x 16"	95.00
67 210 000*	6 Sloping	42" x 32" x 16"	105.00

#### STEEL FLAT SHELVES

CAT.#	DESCRIPTION	H x W x D	LBS.
67 200 000*	(B) 2 Flat	42" x 32" x 16"	80.00
67 201 000*	(C) 3 Flat	42" x 32" x 16"	85.00
67 206 000*	(D) 3 Flat	42" x 38" x 16"	95.00

\*Specify shelf and end panel color below.

#### ACCESSORIES

CAT.#	DESCRIPTION	LBS.
67 211 001	(E) Factory Installed Rubber Corner Bumpers, 4/Set	2.00
67 213 001	Rubber Shelf Mat for 32"W Shelf, 1 each	1.00
67 214 001	Rubber Shelf Mat for 38"W Shelf, 1 each	1.00



## Steel Book Trucks

Weight capacity of 100 lbs. per shelf

- Heavy-duty 16-gauge tubular steel frame; 20-gauge steel end panels and shelves
  - Meet or exceed ANSI/BIFMA standards for safety
  - Sloping shelves are 6¾"D; flat shelves are 17"D
  - Clearance between shelves is 11¾"
  - Powder-coated almond finish with natural oak end panels
  - Sound Dampening Book Trucks feature acoustical "silencer mats" on underside of each shelf to dampen vibrations and reduce noise
- Minimal caster assembly required.

WARRANTY  
YEAR



### DOUBLE-SIDED; SIX SLOPING SHELVES

CAT.#	SOUND DAMPENING	CASTERS	H x W	LBS.
MO 293 001Q	No	4"	46" x 39½"	82.00
MO 293 002Q	No	5"	47" x 39½"	82.00
MO 293 S01	Yes	4"	46" x 39½"	82.00
MO 293 S02	Yes	5"	47" x 39½"	82.00
MO 289 001Q	No	4"	46" x 28"	65.00
MO 289 002Q	No	5"	47" x 28"	65.00
MO 289 S01	Yes	4"	46" x 28"	65.00
MO 289 S02	Yes	5"	47" x 28"	65.00

### DOUBLE-SIDED; FOUR SLOPING, ONE FLAT BOTTOM SHELF

CAT.#	SOUND DAMPENING	CASTERS	H x W	LBS.
MO 294 001Q	No	4"	46" x 39½"	78.00
MO 294 002Q	No	5"	47" x 39½"	78.00
MO 294 S02	Yes	5"	47" x 39½"	78.00
MO 291 001Q	No	4"	46" x 28"	61.00
MO 291 S02	Yes	5"	47" x 28"	61.00

### DOUBLE-SIDED, FOUR SLOPING SHELVES

CAT.#	SOUND DAMPENING	CASTERS	H x W	LBS.
MO 281 001Q	No	4"	36" x 28"	43.00
MO 281 002Q	No	5"	37" x 28"	43.00

### THREE FLAT SHELVES

CAT.#	SOUND DAMPENING	CASTERS	H x W	LBS.
MO 292 001Q	No	4"	46" x 39½"	70.00
MO 292 002Q	No	5"	47" x 39½"	70.00
MO 292 S01	Yes	4"	46" x 39½"	70.00
MO 292 S02	Yes	5"	47" x 39½"	70.00
MO 280 001Q	No	4"	46" x 28"	57.00
MO 280 002Q	No	5"	47" x 28"	57.00
MO 280 S01	Yes	4"	46" x 28"	57.00
MO 280 S02	Yes	5"	47" x 28"	57.00

### TWO FLAT SHELVES

CAT.#	SOUND DAMPENING	CASTERS	H x W	LBS.
MO 290 001Q	No	4"	36" x 28"	43.00

WARRANTY  
YEAR

## Ready to Assemble Steel Book Trucks

Save on freight charges and put it together yourself

- Strong 16-gauge tubular steel construction, 18-gauge end panels, and 20-gauge shelves
  - Single-sided book trucks feature three sloping shelves with 100-lb. weight capacity per shelf
  - Shelves measure 10"H x 9¾"D
  - Clearance between shelves is 13"
  - Powder-coated almond finish with handsome natural oak end panels with antimicrobial finish
  - Sound Dampening Book Trucks feature acoustical "silencer mats" on underside of each shelf to dampen vibrations and reduce noise
- Minimal caster assembly required.



CAT.#	SOUND DAMPENING	CASTERS	H x W	LBS.
MO 199 04 001	No	4"	45½" x 42"	74.00
MO 199 05 001	No	5"	46½" x 42"	74.00
MO 199 S4 001	Yes	4"	45½" x 42"	74.00
MO 199 S5 001	Yes	5"	46½" x 42"	74.00
MO 200 04 001	No	4"	45½" x 22¾"	48.00
MO 200 05 001	No	5"	46½" x 22¾"	48.00
MO 200 S4 001	Yes	4"	45½" x 22¾"	48.00
MO 200 S5 001	Yes	5"	46½" x 22¾"	48.00

## INFO

### Caster Stems and Wheels

Replace your metal Brodart book truck casters with the stem insert and caster packs below

#### PLASTIC CASTER STEM INSERT

- Replacement plastic stem insert for book truck casters
- Intended for use with 4" casters (01003021) and 5" casters (01003022)
- Casters sold separately below

**Note:** Only for use with Brodart metal book trucks (1<sup>29</sup>/<sub>32</sub>"H)

CAT.#	LBS.
23 999 001	0.03

#### CASTER WHEEL PACKS

- Set includes four casters (two locking, two non-locking)
- Insert for casters sold separately above

CAT.#	DESCRIPTION
01 003 021	4" Diameter Wheels
01 003 022	5" Diameter Wheels

## Infinity Book Truck

Mobile functionality and an appealing look

- Double-sided truck is ideal for shelving books
- Four black metal sloping shelves and one flat bottom shelf
- Holds up to 400 lbs. evenly distributed
- 1"-thick thermally-fused melamine end panels with black T-mold bumper edge

Minimal caster assembly required. Ships from manufacturer via truck.

LIMITED  
WARRANTY



CAT.#	H x W x D	LBS.
<b>82 178 000*</b>	36½" x 36" x 18½"	75.00

\*Specify laminate color below.



Xanadu

River Cherry

Studio Teak

Kensington Maple

LIMITED  
WARRANTY

## Scout™ Book Carts



Scout your books to where they need to go

- All-steel cart features tubular steel legs and durable black powder-coat finish
- Oversized casters allow easy transport of books and other reference materials
- Single-sided Scout™ has three slanted shelves, each 12½"H x 12½"D
- Double-sided Scout™ has six 8"D slanted shelves with 12" clearance between shelves; also includes height-adjustable file pocket

Ready to assemble. Ships from manufacturer.



CAT.#	DESCRIPTION	H x W x D	LBS.
<b>68 074 001</b>	Single-Sided	44¾" x 33" x 14¾"	50.00
<b>68 073 001</b>	Double-Sided	41¾" x 41¾" x 17¾"	63.00

LIMITED  
WARRANTY

## Wire Mail Carts



Wire your message or mail it

- Durable and easy-to-use mail carts feature welded wire construction with convenient dual handles
- 600-lb. weight capacity
- Bottom shelf accommodates parcels for more efficient mail distribution
- Carts roll smoothly on 4" swivel casters (two locking)

Ready to assemble. Ships from manufacturer.



CAT.#	DESCRIPTION	H x W x D	LBS.
<b>67 248 001</b>	Cart holds 75 Legal-sized Folders	38¾" x 18¾" x 26¾"	39.00
<b>67 248 002</b>	Cart holds 150 Legal-sized Folders	38¾" x 18¾" x 39"	46.00



WARRANTY  
YEAR


### Classic Solid Wood Single-Sided Book Trucks

Top-quality wood trucks hold up to 75 lbs. per shelf

- All joints tenoned and glued for flexibility and long wear
  - Sloping Shelves 9 $\frac{1}{2}$ "D with 14 $\frac{3}{4}$ " clearance (60 423 000) or 14 $\frac{1}{2}$ " clearance (60 424 000) between shelves; Standard Flat Shelves 13"D with 10 $\frac{3}{4}$ " clearance (60 425 000) between shelves; 3" all-swivel casters
  - All finishes are antimicrobial
- Built to order. Minimal caster assembly required. Ship from manufacturer.

CAT. #	DESCRIPTION	H x W x D	LBS.
60 423 000*	(A) Single-Sided, 2 Sloping Shelves	31" x 20" x 13 $\frac{3}{4}$ "	50.00
60 424 000*	(B) Single-Sided, 2 Sloping Shelves	31" x 29 $\frac{1}{2}$ " x 13 $\frac{3}{4}$ "	60.00
60 425 000*	(C) Standard 3 Flat Shelves	31" x 29 $\frac{1}{2}$ " x 13 $\frac{3}{4}$ "	55.00

\*Specify finish at right.



### Book Display and Processing Carts

Move from room to room as required

- 100% Baltic birch plywood construction
- Covered with Tuff-Gloss UV finish that contains no lead, no phthalates, no VOCs, and no added formaldehyde
- Heavily rounded corners and edges for safety
- 3" heavy-duty locking casters for easy mobility
- 12"D at the top and 17 $\frac{1}{2}$ "D at the bottom

#### BOOK DISPLAY CART

- Ideal for book fairs and other special events
- Three fixed-angled shelves for book display
- One flat shelf provides storage space for books or multimedia supplies
- Open 3 $\frac{1}{2}$ "H bottom shelf offers storage for oversized books and supplies

#### PROCESSING CART

- High-capacity cart helps process materials more quickly
  - Five fixed flat shelves provide space for books and materials
  - Open 6 $\frac{1}{2}$ "H bottom shelf offers storage for oversized books and supplies
- (Both units: 58"H x 48"W x 17 $\frac{1}{2}$ "D) Assembled. Ships from manufacturer via truck.

CAT.#	DESCRIPTION	LBS.
82 024 001	(A) Book Display Cart	96.00
82 025 001	(B) Processing Cart	96.00



**Classic Solid Wood  
Flat and Double-Sided Book Trucks**



WARRANTY  
YEAR

Top-quality wood trucks hold up to 75 lbs. per shelf

- All joints tenoned and glued for flexibility and long wear
- Double-Faced Display Shelf Book Trucks: four 5" D sloping shelves and one flat bottom shelf; 12" clearance between bottom and middle shelves; 13" between middle and top

- Three Flat-Shelf Display Book Trucks: 13 3/8" clearance between shelves
  - All finishes are antimicrobial
- Built to order. Minimal caster assembly required. Ships from manufacturer via truck.

**DOUBLE-SIDED FOUR-SLOPING SHELF BOOK TRUCKS**

**(A) STANDARD** – 43"H x 39 1/2"W x 17"D; 80.00 lbs.

CAT.#	DESCRIPTION
60 517 000*	Basic Model
60 518 000*	With Rubber Bumpers
60 519 000*	With 5" Swivel Casters
60 520 000*	With Bumpers & 5" Swivels
60 521 000*	With Locking Casters
60 522 000*	With Bumpers & Locking Casters

**THREE FLAT-SHELF BOOK TRUCKS**

**STANDARD** – 43"H x 39 1/2"W x 14 1/2"D; 82.00 lbs.

CAT.#	DESCRIPTION
60 573 000*	Basic Model
60 574 000*	With Rubber Bumpers
60 575 000*	With 5" Swivel Casters
60 576 000*	With Bumpers & 5" Swivels
60 577 000*	With Locking Casters
60 578 000*	With Bumpers & Locking Casters

**COMPACT** – 43"H x 32 1/2"W x 17"D; 75.00 lbs.

CAT.#	DESCRIPTION
60 590 000*	Basic Model
60 591 000*	With Rubber Bumpers
60 592 000*	With 5" Swivel Casters
60 593 000*	With Bumpers & 5" Swivels
60 594 000*	With Locking Casters
60 595 000*	With Bumpers & Locking Casters

**(B) COMPACT** – 43"H x 32 1/2"W x 14 1/2"D; 78.00 lbs.

CAT.#	DESCRIPTION
60 530 000*	Basic Model
60 531 000*	With Rubber Bumpers
60 532 000*	With 5" Swivel Casters
60 533 000*	With Bumpers & 5" Swivels
60 534 000*	With Locking Casters
60 535 000*	With Bumpers & Locking Casters

\*Specify finish below.

\*Specify finish below.





### DuraLight™ Aluminum Alloy 44 Series Under-Counter Cart

Non-chipping, non-rusting; will not pop apart at the seams

- Padded, super-quiet float tray system helps eliminate noise
  - 25½" height easily fits under most circulation desks
  - Rolls smoothly on 4" non-marring casters (two swivel locking and two rigid)
  - Lightweight aluminum; black textured powder-coat finish resists dirt and fingerprints
- Caster assembly required. Ships from manufacturer via truck.

CAT.#	H x W x D	BOOKS OR JEWEL CASES CAPACITY	LBS.
<b>70 716 001</b>	25½" x 25½" x 28½"	220 / 540	30.00



### DuraLight™ Aluminum Alloy 40 Series Cart

Sturdy, dent-resistant, lightweight aluminum

- Easily fits under 32"H circulation desks
- Fits under most older through-wall chute systems
- Ideal replacement cart for smaller curbside returns
- Self-leveling float tray
- Lightweight aluminum; black textured powder-coat finish resists dirt and fingerprints
- Rolls smoothly on 4" non-marring casters (two swivel locking and two rigid)

Caster assembly required. Ships from manufacturer via truck.



CAT.#	H x W x D	BOOKS OR JEWEL CASES CAPACITY	LBS.
<b>70 271 001</b>	31¾" x 25½" x 28½"	300 / 750	33.00



### EasyRoller™ Aluminum Alloy Rolling Carts

Large 6" casters are easy on the back and shoulders

- Handles heavy loads and rough surfaces with less pushing/pulling effort
- Ergonomic padded float tray lowers as materials are added and rises as they're removed
- Lightweight aircraft-grade aluminum is 60% lighter than comparable steel models
- Super-quiet design means less noise when deposits are made or materials are transported
- Lightweight aluminum; black textured powder-coat finish resists dirt and fingerprints
- Rolls smoothly on 6" non-marring casters (two swivel locking and two rigid)

Caster assembly required. Ships from manufacturer via truck.

CAT.#	DESCRIPTION	H x W x D	BOOKS OR JEWEL CASES CAPACITY	LBS.
<b>70 407 001</b>	40 Series Cart	27¾" x 25½" x 28¾"	220 / 540	35.00
<b>70 408 001</b>	50 Series Cart	38½" x 25½" x 27½"	300 / 750	40.00
<b>70 409 001</b>	60 Series Cart	38¾" x 31½" x 34¾"	412 / 1,028	42.00



### Receiving Cart Covers

Protect media during transport

- Heavy-duty vinyl cover protects your collections during transit
  - 26" cover for all carts 20" or 26" square; 33" cover for all carts 31" square
- Ships from manufacturer.



CAT.#	W x D	LBS.
<b>70 139 001</b>	26" x 26"	5.00
<b>70 140 001</b>	33" x 33"	7.00



### Aluminum Alloy High Capacity Carts

50% more capacity than standard carts

- Fewer trips to empty
- Ergonomic taller design for less bending and stooping while unloading
- 60% lighter than comparable steel carts
- Will not chip or crack like rubber, plastic, or wood
- Library quiet design with padded float tray means no rattles
- Super-light aluminum construction and ergonomic handles
- 4" heavy-duty ball-bearing casters (two swivel locking and two rigid)

Caster assembly required. Ships from manufacturer via truck.



D

CAT.#	DESCRIPTION	H x W x D	BOOKS OR JEWEL CASES CAPACITY	LBS.
70 293 001	(A) 30 Series Cart	38 <sup>3</sup> / <sub>16</sub> " x 20" x 21 <sup>5</sup> / <sub>16</sub> "	250 / 610	30.00
70 272 001	(B) 50 Series Cart	38 <sup>3</sup> / <sub>16</sub> " x 25 <sup>5</sup> / <sub>16</sub> " x 27 <sup>5</sup> / <sub>16</sub> "	380 / 950	36.00
70 270 001	(C) 60 Series Cart	38 <sup>3</sup> / <sub>16</sub> " x 31 <sup>1</sup> / <sub>2</sub> " x 34 <sup>5</sup> / <sub>16</sub> "	560 / 1,400	47.00

### DualDrop™

- DualDrop™ cart is divided, accepting books on one side and media on the other
- Rigid self-leveling float tray
- Access opening at bottom of cart

CAT.#	H x W x D	BOOKS AND JEWEL CASES CAPACITY	LBS.
70 691 001	(D) 38 <sup>3</sup> / <sub>16</sub> " x 31 <sup>1</sup> / <sub>2</sub> " x 34 <sup>5</sup> / <sub>16</sub> "	220 / 400	60.00



### QuietDrop™ Aluminum Alloy Carts

Durable felt liner receives materials gently and quietly

- Industrial-grade felt padding lines the side walls of cart to cushion materials and quiet drops
- Rigid self-leveling float tray
- 1/2"-thick felt pads cushions material from damage
- Four 4" non-marring, plate-mounted, ball-bearing corner casters (two swivel locking and two rigid)
- Black textured powder-coat

Caster assembly required. Ships from manufacturer via truck.

CAT.#	DESCRIPTION	H x W x D	BOOKS OR JEWEL CASES CAPACITY	LBS.
70 026 002	40 Series Cart	31 <sup>1</sup> / <sub>16</sub> " x 25 <sup>5</sup> / <sub>16</sub> " x 28 <sup>5</sup> / <sub>16</sub> "	270 / 650	35.00
70 026 003	50 Series Cart	38 <sup>3</sup> / <sub>16</sub> " x 25 <sup>5</sup> / <sub>16</sub> " x 27 <sup>1</sup> / <sub>2</sub> "	330 / 850	43.00





Folding Lid



### RainOFF Book Carts with Metal Covers

Keep your collections dry during transportation

- Single flap lid keeps rain out
- All-weather use
- 16-gauge aluminum; black textured powder-coat finish resists dirt and fingerprints

- Ergonomic padded float tray lowers as materials are added and rises as they're removed
  - Felt pad protects collection from damage
  - Wide ergonomic handle positioned for less strain
  - Features two swivel locking and two rigid casters; plate-mounted with ball bearings
- Caster assembly required. Ships from manufacturer via truck.

CAT.#	DESCRIPTION	H x W x D	BOOKS OR JEWEL CASES CAPACITY	LBS.
73 560 001	30 DuraLight™ Series w/4" Casters	38½" x 20" x 21½"	250 / 610	38.00
73 561 001	30 EasyRoller™ Series w/6" Casters	38½" x 20" x 21½"	185 / 462	30.00
73 562 001	50 DuraLight™ Series w/4" Casters	38½" x 26" x 27½"	380 / 950	47.00
73 563 001	50 EasyRoller™ Series w/6" Casters	38½" x 26" x 27"	300 / 750	45.00
73 564 001	60 DuraLight™ Series w/4" Casters	38½" x 31½" x 34½"	560 / 1,400	61.00
73 565 001	60 EasyRoller™ Series w/6" Casters	39" x 31½" x 34½"	412 / 1,028	55.00

### DuraLight™ DualDrop™ RainOFF Cart with Metal Covers

- This cart comes with all the above specifications of the RainOff Book Carts and has 4" casters
- DualDrop™ cart is divided, accepting books on one side and media on the other
- Compatible with all Kingsley 60 Series indoor/outdoor DualDrop™ returns



CAT.#	H x W x D	BOOKS AND JEWEL CASES CAPACITY	LBS.
73 566 001	38½" x 31" x 34½"	220 / 400	72.00



Access lid locks in place



### Drop & Roll Interior Return Carts

Float tray makes unloading a breeze

- Complete wheeled return system with built-in cart
- 16-gauge aluminum; black textured powder-coat finish resists dirt and fingerprints
- Ergonomic padded float tray lowers as materials are added and rises as they're removed to eliminate strain on back and shoulders

- Access lid is held in place with cam system (not intended as a secure theft deterrent)
  - Self-adhesive white vinyl decals that read "RETURNS", "BOOKS", and "MEDIA" are included for application
  - Wide ergonomic handle positioned for less strain
  - Features two swivel locking and two rigid casters; plate-mounted with ball bearings
- Caster assembly required. Ships from manufacturer via truck.

CAT.#	DESCRIPTION	H x W x D	BOOKS OR JEWEL CASES CAPACITY	LBS.
73 032 001	30 EasyRoller™ Series w/6" Casters	38½" x 20" x 21½"	197 / 492	37.00
73 030 001	50 DuraLight™ Series w/4" Casters	38½" x 25½" x 27½"	380 / 950	47.00
73 033 001	50 EasyRoller™ Series w/6" Casters	38½" x 25½" x 27½"	300 / 750	44.00
73 031 001	60 DuraLight™ Series w/4" Casters	38½" x 31½" x 34½"	560 / 1,400	61.00
73 034 001	60 EasyRoller™ Series w/6" Casters	38½" x 31½" x 34½"	412 / 1,028	61.00





A



B

### K-Series Returns and Systems

Larger depository opening allows receipt of delivery packages, magazines, and other large materials

- Aircraft-grade aluminum is guaranteed to never rust and includes Graffiti-X clear powder-coat for easy removal of paints and ink, perfect for coastal areas and where road solvents are used
- Fully sealed corners to prevent leaks; resilient nature of aluminum is more dent-resistant than steel
- Hood may be field rotated 360° to allow deposits on any side in relationship to cart access door; top attaches to cabinet via four bolts (provided) in desired configuration; ADA-compliant when properly installed
- Full raised bottom with ramp helps keep collection dry and mildew-free; exclusive Kingsley theft-deterrent chute design
- Features a sloped radius top that sheds water
- Full-length aluminum hinge on access door, three-point locking cart access door, and keyed paddle lock with weather-sealed cover to prevent freezing
- Airtight design smothers most fires in under one minute
- Choose round or square icon



Assembled. Ships from manufacturer via truck.

CAT.#	DESCRIPTION	H x W x D	BOOKS OR DVDS CAPACITY	DEPOSITORY OPENING H x W	LBS.
<b>73 510 000*</b>	(A) 50 Series Return Only	56" x 30" x 39 $\frac{3}{4}$ "	380 / 950	9 $\frac{3}{4}$ " x 18"	85.00
<b>73 511 000*</b>	50 Series Return w/Cart	56" x 30" x 39 $\frac{3}{4}$ "	380 / 950	9 $\frac{3}{4}$ " x 18"	127.00
<b>73 513 000*</b>	(B) 60 Series Return Only	56" x 38" x 46 $\frac{1}{8}$ "	560 / 1,400	9 $\frac{3}{4}$ " x 18"	109.00
<b>73 514 000*</b>	60 Series Return w/Cart	56" x 38" x 46 $\frac{1}{8}$ "	560 / 1,400	9 $\frac{3}{4}$ " x 18"	158.00

\*Specify color and round or square icon below.



#73 510 000  
COMPATIBLE WITH:



#70 272 001 and #70 026 003, see page 159

#73 513 000  
COMPATIBLE WITH:



#70 270 001 see page 159



Square Icon



Round Icon

LIFETIME WARRANTY

PROUDLY MADE IN THE USA



B



C Back View



A

### C-Series Outdoor Returns and Systems

Designed to withstand weather, attempted theft, and vandalism

- More dent-resistant than steel; can never rust like steel or discolor like stainless
- Perfect for coastal areas and where road solvents are used
- Airtight design smothers most fires in under one minute
- Sloped radius top sheds water and corners cannot leak or be pried open by vandals
- Graffiti-X clear powder-coat ensures easy removal of paints and ink
- Full raised bottom with ramp to help keep collection dry and mildew-free
- Exclusive Kingsley theft-deterrent chute design and theft deterrent keyed paddle lock with weather-sealed lock to prevent freezing and keep dirt out
- Hood may be field rotated 360° to allow deposits on any side in relationship to cart access door; top attaches to cabinet via four bolts (provided), in desired configuration: ADA-compliant when properly installed
- Three-point locking door secures door on opening side, top, and bottom

Assembled. Ships from manufacturer via truck.

CAT.#	DESCRIPTION	H x W x D	BOOKS OR DVDS CAPACITY	DEPOSITORY OPENING H x W	LBS.
72 940 000*	(A) 30 Series Return Only	53 <sup>3</sup> / <sub>16</sub> " x 24" x 36 <sup>3</sup> / <sub>16</sub> "	250 / 610	3 <sup>1</sup> / <sub>2</sub> " x 18"	69.00
72 681 000*	30 Series Return w/Cart	53 <sup>3</sup> / <sub>16</sub> " x 24" x 36 <sup>3</sup> / <sub>16</sub> "	250 / 610	3 <sup>1</sup> / <sub>2</sub> " x 18"	99.00
72 941 000*	(B) 50 Series Return Only	53 <sup>3</sup> / <sub>16</sub> " x 30" x 42 <sup>15</sup> / <sub>16</sub> "	380 / 950	3 <sup>1</sup> / <sub>2</sub> " x 18"	85.00
72 683 000*	50 Series Return w/Cart	53 <sup>3</sup> / <sub>16</sub> " x 30" x 42 <sup>15</sup> / <sub>16</sub> "	380 / 950	3 <sup>1</sup> / <sub>2</sub> " x 18"	127.00
72 942 000*	(C) 60 Series Return Only	53 <sup>3</sup> / <sub>16</sub> " x 38" x 50 <sup>3</sup> / <sub>16</sub> "	560 / 1,400	3 <sup>1</sup> / <sub>2</sub> " x 18"	109.00
72 684 000*	60 Series Return w/Cart	53 <sup>3</sup> / <sub>16</sub> " x 38" x 50 <sup>3</sup> / <sub>16</sub> "	560 / 1,400	3 <sup>1</sup> / <sub>2</sub> " x 18"	158.00

\*Specify color and round or square icon on facing page, and wording around library icon: BOOK RETURN, MEDIA RETURN, or LIBRARY RETURN.

For Cart Covers, see page 158.

#72 940 000  
COMPATIBLE WITH:

#70 293 001 see page 159

#72 941 000  
COMPATIBLE WITH:

#70 272 001 see page 159

#72 942 000  
COMPATIBLE WITH:

#70 270 001 see page 159



LIFETIME  
WARRANTY

PROUDLY  
MADE  
IN THE  
USA



CIRCULATION & SECURITY • Outdoor Returns



### C-Series Outdoor Returns and Systems


Watertight, airtight, and dent-resistant to keep library materials safe

- Aircraft-grade aluminum is guaranteed to never rust and includes Graffiti-X clear powder-coat for easy removal of paints and ink; perfect for coastal areas and where road solvents are used; ADA-compliant when properly installed
- Fully sealed corners to prevent leaks; aluminum is more dent-resistant than steel
- Full raised bottom with ramp helps keep collection dry and mildew-free; exclusive Kingsley theft-deterrent chute design
- Features a sloped radius top that sheds water
- Full-length aluminum hinge on access door, keyed cam locks, three-point locking cart access door, and keyed paddle lock with weather-sealed cover to prevent freezing; airtight design smothers most fires in under one minute
- Choose round or square icon

Assembled. Ships from manufacturer via truck.

CAT.#	DESCRIPTION	H x W x D	BOOKS OR JEWEL CASES CAPACITY	DEPOSITORY OPENING H x W	LBS.
<b>72 943 000*</b>	(A) 60 Dual Return Only	53 $\frac{3}{8}$ " x 38" x 50 $\frac{3}{8}$ "	220 / 400	3 $\frac{1}{2}$ " x 17 $\frac{1}{8}$ "	112.00
<b>72 685 000*</b>	60 Dual Return w/Cart	53 $\frac{3}{8}$ " x 38" x 50 $\frac{3}{8}$ "	220 / 400	3 $\frac{1}{2}$ " x 17 $\frac{1}{8}$ "	150.00
<b>72 689 000*</b>	70 Return Only	53 $\frac{3}{8}$ " x 60 $\frac{3}{8}$ " x 43"	760 / 1,900	3 $\frac{1}{2}$ " x 17 $\frac{1}{8}$ "	150.00
<b>72 686 000*</b>	70 Return w/Carts	53 $\frac{3}{8}$ " x 60 $\frac{3}{8}$ " x 43"	760 / 1,900	3 $\frac{1}{2}$ " x 17 $\frac{1}{8}$ "	196.00
<b>72 188 000*</b>	(B) 80 Return Only	53 $\frac{3}{8}$ " x 76 $\frac{3}{8}$ " x 51"	1,100 / 2,800	3 $\frac{1}{2}$ " x 17 $\frac{1}{8}$ "	198.00
<b>72 687 000*</b>	80 Return w/Carts	53 $\frac{3}{8}$ " x 76 $\frac{3}{8}$ " x 51"	1,100 / 2,800	3 $\frac{1}{2}$ " x 17 $\frac{1}{8}$ "	363.00

\*Specify color at right and round or square icon below.



**#72 943 000**  
COMPATIBLE WITH:



#72 943 000 see page 159

**#72 689 000**  
COMPATIBLE WITH:



#72 689 000 see page 159

**#72 188 000**  
COMPATIBLE WITH:



#72 188 000 see page 159







LIFETIME  
WARRANTY

PROUDLY  
MADE  
IN THE  
USA



CIRCULATION & SECURITY • Outdoor Returns

### S-Series Versa Dual Returns and Systems

Keep returns organized with dual book and media return

- Each hood can be rotated 270°
  - Aircraft-grade aluminum is guaranteed to never rust and includes Graffiti-X clear powder-coat for easy removal of paints and ink; perfect for coastal areas and where road solvents are used: ADA-compliant when properly installed
  - Fully sealed corners to prevent leaks; resilient nature of aluminum is more dent-resistant than steel
  - Full raised bottom with ramp helps keep collection dry and mildew-free; exclusive Kingsley theft-deterrent chute design features a sloped radius top that sheds water
  - Full-length aluminum hinge on access door, three-point locking cart access door, and keyed paddle lock with weather-sealed cover to prevent freezing; airtight design smothers most fires in under one minute
  - Choose round or square icon
  - Also includes two "Books" and two "Media" decals for on-site application
- Assembled. Ships from manufacturer via truck.

**For Cart Covers,**  
see page 158.

CAT.#	DESCRIPTION	H x W x D	BOOKS OR DVDS CAPACITY	DEPOSITORY OPENING H x W	LBS.
<b>73 901 000*</b>	70 Dual Return Only	53 $\frac{3}{8}$ " x 60 $\frac{5}{8}$ " x 40 $\frac{3}{16}$ "	380 / 950	3 $\frac{1}{2}$ " x 18"	145.00
<b>73 902 000*</b>	70 Dual Return w/Carts	53 $\frac{3}{8}$ " x 60 $\frac{5}{8}$ " x 40 $\frac{3}{16}$ "	380 / 950	3 $\frac{1}{2}$ " x 18"	234.00
<b>73 990 000*</b>	80 Dual Return Only	53 $\frac{3}{8}$ " x 76 $\frac{5}{8}$ " x 48 $\frac{3}{4}$ "	560 / 1,400	3 $\frac{1}{2}$ " x 18"	214.00
<b>73 991 000*</b>	80 Dual Return w/Carts	53 $\frac{3}{8}$ " x 76 $\frac{5}{8}$ " x 48 $\frac{3}{4}$ "	560 / 1,400	3 $\frac{1}{2}$ " x 18"	296.00

\*Specify color at right and round or square icon below.





**A**



**B**



**C**



**D**

### DuraWood™ Designer Indoor Returns Hood designed for easy rotation

- Constructed from 3/4" CARB certified domestic plywood with beautiful stained oak veneer
- Metal ChipGuard frame around depository openings prevents wood from splintering and chipping; metal is power-coated in a black textured finish
- Black powder-coated steel chute and antique silver half-moon handles
- Hood can be rotated 360°
- Depository opening measures 3¾"H x 18"W
- ADA-compliant when properly installed
- Keyed cam lock
- Available wording choice of "BOOKS" or "MEDIA" under the depository opening

Assembled. Ships from manufacturer via truck.

CAT.#	DESCRIPTION	H x W x D	BOOKS OR JEWEL CASES CAPACITY	LBS.
<b>73 466*</b>	(A) 30 Series	51¼" x 25½" x 25½"	250 / 610	121.00
<b>72 691*</b>	(B) 40 Series	44¾" x 31½" x 31½"	300 / 750	121.00
<b>72 562*</b>	(C) 50 Series	50¾" x 30" x 30"	380 / 950	138.00
<b>72 692*</b>	(D) 60 Series	51¼" x 39½" x 39½"	560 / 1,400	213.00

\*Specify finish at right and wording: Books or Media.



### DuraWood™ Designer DualDrop™ Indoor Return Accepts books and media materials separately

- Constructed from 3/4" CARB certified domestic plywood with beautiful stained oak veneer
- Books and media materials are deposited through two separate openings in one divided DualDrop™ Cart
- Book depository opening is 11"W; Media depository is 18"W; both are 3¾"H
- Access door features keyed cam lock
- Textured black hood mounted to cabinet with one-point latch lock system; may be rotated 360°
- Wording is BOOKS and MEDIA
- ADA-compliant when properly installed
- Compatible with cart #70 691 001 on page 159

Assembled. Ships from manufacturer via truck.

CAT.#	H x W x D	BOOKS AND JEWEL CASES CAPACITY	LBS.
<b>72 561*</b>	51¼" x 39½" x 39½"	220 / 400	213.00

\*Specify finish above.



## ColorWood™ Indoor Book Returns



Bright, vivid colors add a fun look to your indoor book returns

- Hood rotates 360° for custom access door placement
- Hood, cabinet, and access door made of 3/4" thick scratch-resistant, stain-resistant melamine laminate; laminate is antimicrobial and non-toxic
- Powder-coated metal brace installed at bottom provides additional structural support
- Hood mounted to cabinet with quarter-turn fasteners
- Metal ChipGuard around depository opening prevents wood splintering and chipping
- Metal has black powder-coat finish; antique silver handles are half-moon-shaped to prevent snagging
- Keyed cam lock for cart access door
- ADA-compliant when properly installed
- Book Return #73 082 000 can be used with book cart #70 239 001 on page 159
- Book Return #73 083 000 can be used with book cart #70 272 001, #70 026 003 on page 159 or #70 408 001 on page 158
- Book Return #73 084 000 can be used with book cart #70 270 001 on page 159 or #70 409 001 on page 158

Assembled. Ships from manufacturer via truck.



CAT.#	DESCRIPTION	H x W x D	BOOKS OR JEWEL CASES CAPACITY	LBS.
73 082 000*	(A) 30 Series	51½" x 25½" x 25½"	250 / 610	105.00
72 083 000*	(B) 50 Series	50¾" x 30" x 30"	380 / 950	138.00
72 084 000*	(C) 60 Series	51½" x 39½" x 39½"	560 / 1,400	138.00

\*Specify finish below and wording: BOOKS or MEDIA.



## ColorWood™ EasyRoller Indoor Library Return



Portable solution for low-volume returns

- Hood, cabinet, and access door made of ¾" thick scratch-resistant, stain-resistant melamine laminate; laminate is antimicrobial and non-toxic
- Powder-coated metal brace installed at bottom provides additional structural support
- Hood mounted to cabinet with quarter-turn fasteners
- Metal ChipGuard around depository opening prevents wood splintering and chipping
- 3" thick foam pad with cloth cover at bottom of cabinet cushions deposited materials
- 3" diameter corner mount casters (two swivel, two rigid)
- Keyed cam lock for cart access door
- ADA compliant when properly installed

Assembled. Ships from manufacturer via truck.



CAT.#	H x W x D	BOOKS OR JEWEL CASES CAPACITY	LBS.
73 085 000*	51½" x 25½" x 25½"	290 / 725	105.00

\*Specify finish above and wording: BOOKS or MEDIA.

## DuraWood™ Designer EasyRoller™ Indoor Return

Sturdy and mobile indoor return is easily transportable throughout the library

- Constructed from 3/4" CARB certified domestic plywood with beautiful stained oak veneer
- Depository opening is 3¾"H x 18"W; no cart required – materials received in cabinet
- Metal ChipGuard frame around depository openings prevents wood from splintering and chipping; metal is power-coated in a black textured finish
- Thick pad protects materials when they fall
- Four corner-located casters: two swivel and two rigid- 3" diameter, non-marring, plate-mounted, and ball-bearing
- Specify "BOOKS", "MEDIA" or none for wording
- Keyed cam lock
- ADA-compliant when properly installed

Assembled. Ships from manufacturer via truck.



CAT.#	H x W x D	BOOKS OR JEWEL CASES CAPACITY	LBS.
72 690*	39" x 25" x 25"	290 / 725	100.00

\*Specify finish on facing page and wording: BOOKS or MEDIA.



### BudgetMaster™ Indoor Book Returns

Holds up to 175 average-size books

- Materials protected with 3"-thick upholstered foam pad cushion
- Painted, textured MDF construction
- Depository opening is 3"H x 12"W
- Lockable front access door is 16½"H x 16½"W; two keys included
- Mobile unit features four 5" casters (two swivel)
- Optional Book Return Sign; sold separately below

**Note:** Mobile return does not include kickplate.  
Built to order. Ships via truck.

WARRANTY  
YEAR



CAT.#	DESCRIPTION	H x W x D	LBS.
<b>BM 750 000*</b>	Freestanding Return	40" x 27" x 27"	189.00
<b>BM 751 000*</b>	Mobile Return	40" x 27" x 27"	165.00
<b>23 836 008</b>	Book Return Sign	3½"H x 18"W	0.50

\*Specify color below.



### Classic Indoor Book Returns

Holds up to 175 average-size books

- Materials protected with 3"-thick upholstered foam pad cushion
- Includes antimicrobial finish
- Oak-veneered book return with solid oak edgebanding
- Depository opening is 3"H x 12"W
- Lockable front access door is 16½"H x 16½"W; two keys included
- Mobile unit features four 5" casters (two swivel)
- Optional Book Return Sign sold separately below
- Includes casters not shown in image

Built to order. Ships via truck.

WARRANTY  
YEAR



CAT.#	DESCRIPTION	H x W x D	LBS.
<b>60 068 000*</b>	Freestanding Return	40" x 27" x 27"	143.00
<b>60 069 000*</b>	Mobile Return	40" x 27" x 27"	165.00
<b>23 836 008</b>	Book Return Sign	3½"H x 18"W	0.50

\*Specify finish below.



### EasyRoller™ Wheeled Indoor Return

Built-in Kingsley Cushion Drop protects materials

- Top opening, lockable lid allows easy access when unloading
- Mounted on 4" diameter, non-marring casters (two swivel locking and two rigid)
- Depository opening is 3¾"H x 16"W
- Textured putty heat-set powder-coat on all surfaces
- Includes factory-applied wording "RETURN LIBRARY BOOKS HERE" with universal library icon (blue on putty)
- ADA-compliant when properly installed

**Note:** Other colors are available; call for details.  
Assembled. Ships from manufacturer via truck.

LIFETIME  
WARRANTY



CAT.#	H x W x D	BOOKS OR JEWEL CASES CAPACITY	LBS.
<b>72 740 001</b>	45"x 19" x 19"	130 / 325	63.00





### KYDZ Children's Book Return

Birch book return with cart

- KYDZStrong® construction 11-ply 5/8"-thick Baltic birch with clear finish
  - KYDZSafe® rounded edges and corners for safety
  - KYDZTuff® UV finish - Non-yellowing, stain-resistant, non-toxic, and lead-free
  - Ultra high-capacity book drop provides the perfect solution for book return and easy recirculation of materials
  - Lockable doors conceal a mobile cart with padding
  - Cart collects books, DVDs, or other shared materials
  - CARB II and CPSIA Compliant
- Assembled. Ships from manufacturer.



CAT.#	H x W x D	LBS.
26 920 001	41" x 29" x 24½"	124.00

### Children's Indoor Book Returns

Durable painted and textured MDF top ideal for children's rooms

- Lockable 16½"H x 16½"W access door (two keys included)
  - Sloped Top Return has a 2½"H x 15½"W opening on each side and 23"W retaining lip to display materials
  - Flat Top Return (not pictured) has one 2½"H x 15½"W center opening
  - 3"-thick upholstered foam pad cushion in receiving bin protects materials
  - Painted white base with four 2½" swivel casters
- Built to order. Ships via truck.



CAT.#	DESCRIPTION	H x W x D	LBS.
60 110 000*	Sloped Top Return	40½" x 29½" x 27½"	90.00
60 111 000*	Flat Top Return	28½" x 24½" x 24½"	80.00


\*Specify top color below.



### DuraWood™ Children's Book House Indoor Return

Fun and smart-looking; perfect for the children's area

- Roof easily lifts for strain-free unloading, unlike other models that require book retrieval at ground level
  - Features cam lock system
  - Metal black powder-coated ChipGuard frame around depository opening prevents splintering and chipping
  - Book rest on opposite side of roof from depository opening provides handy book display
  - Cabinet, roof, top opening access door, and book rest are MDF
  - All four casters are locking to provide safety around children
  - ADA-compliant when properly installed
- Assembled. Ships from manufacturer via truck.



CAT.#	H x W x D	LBS.
70 058 001	35" x 29½" x 29½"	90.00



LIFETIME  
WARRANTY

PROUDLY  
MADE  
IN THE  
USA



### ThruWall™ Exterior Return

Just walk up, stop, and drop

- 18-gauge stainless steel exterior faceplate and depository door
  - Designed for installation on walls up to 13" thick
  - KwikDrop™ depository with attached chute housing, entry chute, and slide chute
  - Weatherproof and highly theft-deterrent
  - Knob locking system at rear of unit locks the door from inside the building
  - Includes ready-to-apply vinyl decal; specify wording below
  - Thick-wall assembly kit for walls over 13" thick is available separately
- Ready to assemble. Ships from manufacturer via truck.

CAT.#	H x W x D	LBS.
<b>72 945*</b>	<b>20<math>\frac{1}{2}</math>" x 22<math>\frac{1}{2}</math>" x 16<math>\frac{1}{2}</math>"</b>	<b>17.00</b>

\*Specify wording: (no wording)-001, BOOKS-002, MEDIA-003, or RETURNS-004.

### KwikDrop™ ThruWall™ Exterior Return

Easy one-handed drop

- Exterior consists of an all-stainless-steel faceplate with welded weather shroud; KwikDrop™ depository with spring-loaded hinge; weather-stripping to prevent metal-to-metal banging; and entry chute
  - Interior consists of 14"L non-obstructing chute and enclosure, KwikLock System, and Air Bloc system to help eliminate drafts
  - KwikLock system activates the depository door with a simple Open/Close lever
  - ADA-compliant when properly installed
- Assembled. Ships from manufacturer.

CAT.#	H x W x D	LBS.
<b>72 890 000*</b>	<b>18<math>\frac{3}{8}</math>" x 20" x 17<math>\frac{3}{8}</math>"</b>	<b>19.00</b>

\*Specify wording: BOOKS, MEDIA, or RETURNS.



### Hallpass Interior ThruWall™ Return

Complete, ready-to-install

- 3 $\frac{1}{2}$ "H x 19"W depository opening accepts most materials, including DVDs, standard size books, children's big books, reference materials, and audiobooks
  - For use as inside faceplate (i.e., mounted to front of circulation desk or interior wall up to 8" thick)
  - Depository door locks with dual spring-loaded thumb screws
  - Aluminum chute and slide extend 8" from faceplate
  - ADA-compliant when properly installed
- Ready to assemble. Ships from manufacturer.

CAT.#	H x W x D	LBS.
<b>70 675*</b>	<b>11" x 22<math>\frac{1}{4}</math>" x 8<math>\frac{3}{16}</math>"</b>	<b>6.50</b>

\*Specify wording: (no wording)-001, BOOKS-002, or MEDIA-003.



**KINGSLEY**

### Drive-Up Exterior Wall Return

Convenience at its best

- Includes stainless steel faceplate with KwikDrop™ depository
  - Design allows for installation in walls up to 13" thick; thick-wall extension available separately
  - 3 $\frac{1}{2}$ "H x 18"W depository opening accepts most materials, including DVDs, standard size books, children's big books, reference materials, and audiobooks
  - Depository door is weather-resistant; Air Bloc system helps eliminate drafts
- Ready to assemble. Ships from manufacturer.

CAT.#	H x W x D	LBS.
<b>72 626*</b>	<b>20" x 22" x 25<math>\frac{1}{8}</math>"</b>	<b>22.00</b>

\*Specify wording: MEDIA-001, BOOKS-002, or RETURNS-003.



Mobility is everything!



### Reprise Mobile Circulation Desk



Time to get moving—put the help where it needs to be with a small footprint

- Economical choice for modern libraries
- Designed to encourage interaction between library staff and patrons
- Mobile; lockable casters allow desk to be easily moved, but securely positioned while in use
- Thermally-fused laminate construction
- Your choice of many different finish options
- Sized to fit modern library spaces
- Complements Reprise Shelving for cohesive themes

Built to order. Assembled. Ships from manufacturer via truck.

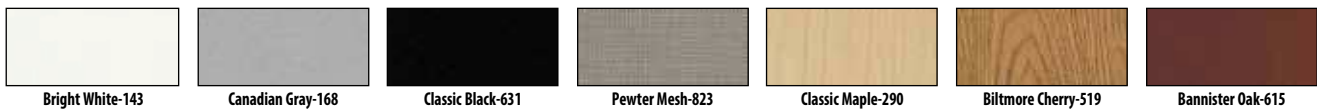


CAT.#	H x W x D
-------	-----------


<b>RP EM1 S00*</b>	29" x 82" x 39"
--------------------	-----------------

\*Specify end/divider panels and front panels from base colors below; then specify work surface and kick plate from accent colors below.

#### BASE COLORS:



#### ACCENT COLORS:





WARRANTY  
YEAR

## Reprise Circulation Desks NEW!

Bold colors help you create or complement your design theme

- Works with other Reprise Shelving pieces for cohesive themes
  - Work surfaces are covered with high-pressure laminate; choose from many laminate colors
  - End panels are constructed of 1"-thick thermally-fused laminate
  - 3" grommets on end panels and work surfaces for easy, convenient wire management
  - All units are finished with matching 2mm PVC edgbanding for beauty and stability
  - Shelves are sturdy 3/4"-thick thermally-fused laminate
  - 6"H recessed black toe kick prevents damage from bumps and scratches
- Built to order. Assembled. Ships from manufacturer via truck.

### Single-Wide Desks

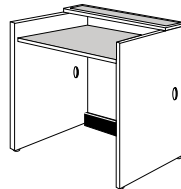
#### OPEN WITH PATRON LEDGE

- 39<sup>5</sup>/<sub>16</sub>"H: Adjustable at 36"H-32"H-27"H
- 32<sup>5</sup>/<sub>16</sub>"H: Work surface is 27"H

CAT.#	H x W x D
<b>RP 012 000*</b>	39 <sup>5</sup> / <sub>16</sub> " x 35" x 30"
<b>RP E12 000*</b>	32 <sup>5</sup> / <sub>16</sub> " x 35" x 30"

#### OPEN WITHOUT PATRON LEDGE (Not shown)

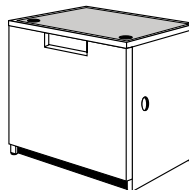
CAT.#	H x W x D
<b>RP 014 000*</b>	39 <sup>5</sup> / <sub>16</sub> " x 35" x 30"
<b>RP E14 000*</b>	32 <sup>5</sup> / <sub>16</sub> " x 35" x 30"



### Specialty Units

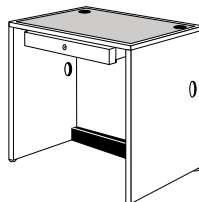
#### BOOK RETURN UNIT

CAT.#	H x W x D
<b>RP 015 000*</b>	39 <sup>5</sup> / <sub>16</sub> " x 35" x 30"
<b>RP E15 000*</b>	32 <sup>5</sup> / <sub>16</sub> " x 35" x 30"



#### CASH DRAWER UNIT

CAT.#	H x W x D
<b>RP 131 000*</b>	39 <sup>5</sup> / <sub>16</sub> " x 35" x 30"
<b>RP E31 000*</b>	32 <sup>5</sup> / <sub>16</sub> " x 35" x 30"

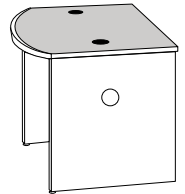


### Specialty Units

#### ADA TRANSACTION STATION

- 22"D for patron wheelchair access
- 16"D on staff side

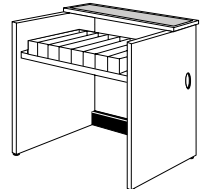
CAT.#	H x W x D
<b>RP E32 000*</b>	32 <sup>5</sup> / <sub>16</sub> " x 35" x 40 <sup>1</sup> / <sub>2</sub> "



#### DISCHARGE UNIT

- Full-width well with seven removable trays for 3" x 5" cards

CAT.#	H x W x D
<b>RP 172 000*</b>	39 <sup>5</sup> / <sub>16</sub> " x 35" x 30"
<b>RP E72 000*</b>	32 <sup>5</sup> / <sub>16</sub> " x 35" x 30"



#### MEDIA STORAGE UNIT

- 39<sup>5</sup>/<sub>16</sub>"H has 4 full-width drawers/5 medica compartments
- 32<sup>5</sup>/<sub>16</sub>"H has 3 full-width drawers/5 medica compartments

CAT.#	H x W x D
<b>RP 236 000*</b>	39 <sup>5</sup> / <sub>16</sub> " x 35" x 30"
<b>RP E36 000*</b>	32 <sup>5</sup> / <sub>16</sub> " x 35" x 30"



### Desks and Cabinets

#### CUPBOARD AND OPEN SHELF

- 39<sup>5</sup>/<sub>16</sub>"H has lockable door/3 shelves (1 fixed/2 adjustable)
- 32<sup>5</sup>/<sub>16</sub>"H has lockable door/2 shelves (1 fixed/1 adjustable)


CAT.#	H x W x D
<b>RP 121 000*</b>	39 <sup>5</sup> / <sub>16</sub> " x 35" x 30"
<b>RP E21 000*</b>	32 <sup>5</sup> / <sub>16</sub> " x 35" x 30"



#### FULL-WIDTH DRAWER, CUPBOARD AND DRAWERS

- One full-width drawer
- Lockable door/2 drawers (1 lockable box/1 file)


CAT.#	H x W x D
<b>RP 122 000*</b>	39 <sup>5</sup> / <sub>16</sub> " x 35" x 30"



#### CUPBOARD AND DRAWER UNIT

- 39<sup>5</sup>/<sub>16</sub>"H has lockable door/3 drawers (1 lockable box/2 file)
- 32<sup>5</sup>/<sub>16</sub>"H has lockable door/2 drawers (1 lockable box/1 file)

CAT.#	H x W x D
<b>RP 123 000*</b>	39 <sup>5</sup> / <sub>16</sub> " x 35" x 30"
<b>RP E23 000*</b>	32 <sup>5</sup> / <sub>16</sub> " x 35" x 30"



\*Specify work surface color from accent colors on page 171; then specify front panel and end panel color from base colors on page 171.

\*Specify work surface color from accent colors on page 171; then specify front panel and end panel color from base colors on page 171.

## Desks and Cabinets

### OPEN SHELF AND DRAWER UNIT


- 39 $\frac{3}{8}$ "H has 3 shelves - 3 drawers (1 lockable box/2 file)
- 32 $\frac{3}{8}$ "H has 2 shelves - 2 drawers (1 lockable box/1 file)

CAT.#	H x W x D
RP 124 000*	39 $\frac{3}{8}$ " x 35" x 30"
RP E24 000*	32 $\frac{3}{8}$ " x 35" x 30"



### FULL-WIDTH DRAWER UNIT

CAT.#	H x W x D
RP 133 000*	39 $\frac{3}{8}$ " x 35" x 30"



### FULL-WIDTH DRAWER AND OPEN SHELVES

- 39 $\frac{3}{8}$ "H has 3 shelves (1 fixed/2 adjustable)
- 32 $\frac{3}{8}$ "H has 2 shelves (1 fixed/1 adjustable)

CAT.#	H x W x D
RP 134 000*	39 $\frac{3}{8}$ " x 35" x 30"
RP E34 000*	32 $\frac{3}{8}$ " x 35" x 30"



### FULL-WIDTH DRAWER AND CUPBOARD UNIT

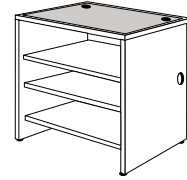
CAT.#	H x W x D
RP 135 000*	39 $\frac{3}{8}$ " x 35" x 30"



### OPEN SHELF UNIT

- 39 $\frac{3}{8}$ "H has 3 shelves (1 fixed/2 adjustable)
- 32 $\frac{3}{8}$ "H has 2 shelves (1 fixed/1 adjustable)

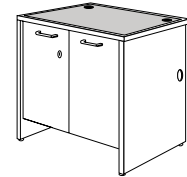
CAT.#	H x W x D
RP 174 000*	39 $\frac{3}{8}$ " x 35" x 30"
RP E74 000*	32 $\frac{3}{8}$ " x 35" x 30"



### CUPBOARD UNIT - DOUBLE DOOR

- 39 $\frac{3}{8}$ "H has lockable doors/3 shelves
- 32 $\frac{3}{8}$ "H has lockable doors/2 shelves

CAT.#	H x W x D
RP 176 000*	39 $\frac{3}{8}$ " x 35" x 30"
RP E76 000*	32 $\frac{3}{8}$ " x 35" x 30"



## Double-Wide Desks - 70"W x 30"D

### OPEN WITH PATRON LEDGE

CAT.#	HT.	WORK SURFACE
RP 011 000*	39 $\frac{3}{8}$ "	35"
RP E11 000*	32 $\frac{3}{8}$ "	28"
RP 011 0EA*	39 $\frac{3}{8}$ "	28"

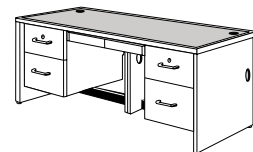


### OPEN WITHOUT PATRON LEDGE (Not shown)

CAT.#	HT.
RP 013 000*	39 $\frac{3}{8}$ "
RP E13 000*	32 $\frac{3}{8}$ "

### WORK DESK WITH DOUBLE PEDESTAL

CAT.#	HT.	DRAWERS
RP E37 000*	32 $\frac{3}{8}$ "	6



### WORK DESK WITH SINGLE PEDESTAL

CAT.#	HT.	DRAWERS
RP 138 000*	39 $\frac{3}{8}$ "	3
RP E38 000*	32 $\frac{3}{8}$ "	2



\*Specify work surface color from accent colors on page 171; then specify front panel and end panel color from base colors on page 171.

## Corner Units - 30"W

### 90° MULTIPURPOSE WITH WIRE PASSAGE AND PATRON LEDGE

- 2 storage shelves on left and right of desk module

CAT.#	HT.	WORK SURFACE
RP 017 000*	39 $\frac{3}{8}$ "	35"
RP E17 000*	32 $\frac{3}{8}$ "	28"



### 90° MULTIPURPOSE WITH WIRE PASSAGE AND WITHOUT PATRON LEDGE

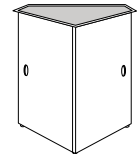
- 2 storage shelves on left and right of desk module

CAT.#	HT.
RP 010 000*	39 $\frac{3}{8}$ "
RP E10 000*	32 $\frac{3}{8}$ "



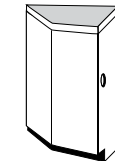
### 90° CLOSED CORNER UNIT WITH WIRE PASSAGE

CAT.#	HT.
RP 016 000*	39 $\frac{3}{8}$ "
RP E16 000*	32 $\frac{3}{8}$ "



### 45° CLOSED CORNER UNIT WITH WIRE PASSAGE

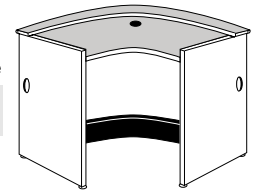
CAT.#	HT.
RP 018 000*	39 $\frac{3}{8}$ "
RP E18 000*	32 $\frac{3}{8}$ "



### 90° OPEN CURVED CORNER UNIT WITH WIRE PASSAGE AND PATRON LEDGE

- 2 storage shelves on left and right of desk module

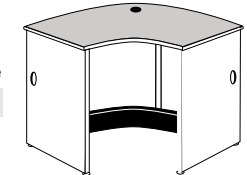
CAT.#	HT.	WORK SURFACE
RP 040 000*	39 $\frac{3}{8}$ "	35"
RP E40 000*	32 $\frac{3}{8}$ "	28"



### 90° OPEN CURVED CORNER UNIT WITH WIRE PASSAGE WITHOUT PATRON LEDGE

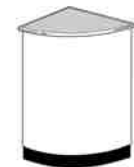
- 2 storage shelves on left and right of desk module

CAT.#	HT.
RP 041 000*	39 $\frac{3}{8}$ "
RP E41 000*	32 $\frac{3}{8}$ "



### 90° CURVED CLOSED CORNER UNIT

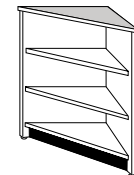
CAT.#	HT.
RP 055 000*	39 $\frac{3}{8}$ "
RP E55 000*	32 $\frac{3}{8}$ "



### 90° OPEN CORNER UNIT

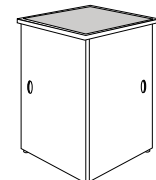
- 39 $\frac{3}{8}$ "H has 3 shelves (1 fixed/2 adjustable)
- 32 $\frac{3}{8}$ "H has 2 shelves (1 fixed/1 adjustable)

CAT.#	HT.
RP 143 000*	39 $\frac{3}{8}$ "
RP E43 000*	32 $\frac{3}{8}$ "



### 90° CURVED CLOSED CORNER UNIT

CAT.#	HT.
RP 150 000*	39 $\frac{3}{8}$ "
RP E50 000*	32 $\frac{3}{8}$ "



### DETACHABLE END PANELS (PAIR)

CAT.#	HT.
RP 178 000*	37 $\frac{1}{2}$ " x 1" x 26 $\frac{3}{4}$ "
RP E78 000*	30 $\frac{1}{2}$ " x 1" x 26 $\frac{3}{4}$ "



\*Specify work surface color from accent colors on page 171; then specify front panel and end panel color from base colors on page 171.



WARRANTY  
YEAR


## Maxim Oak Circulation Desks



Union of freestanding modules creates uninterrupted work surface complete with cable/wire passageways to keep your workspace clean

- Built to last with 1 $\frac{3}{8}$ "-thick 3-ply core work surfaces
  - End panels are constructed of 1"-thick 3-ply core with veneer on both sides
  - Work surfaces are covered with high-pressure laminate available in matching wood grain (except dark oak), or choose from many laminate colors
  - 3" grommets on end panels and work surfaces for easy, convenient wire management
  - All units are finished with 5/8" solid oak bullnose edgebanding on the patron side for beauty and stability
  - All wood finishes are antimicrobial
  - Shelves are sturdy 7-ply construction
  - Wood drawers have 1/4"-thick veneered 3-ply core fronts
  - 6"H recessed black toe kick prevents damage from bumps and scratches
- Built to order. Assembled. Ships from manufacturer via truck.

### OAK FINISHES:



## Single-Wide Desks

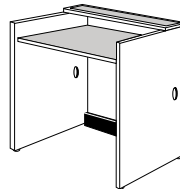
### OPEN WITH PATRON LEDGE

- 39 $\frac{1}{8}$ "H: Adjustable at 36"H-32"H-27"H
- 32 $\frac{1}{8}$ "H: Work surface is 27"H

CAT.#	H x W x D
<b>73 012 S00 OAK0*</b>	39 $\frac{1}{8}$ " x 35" x 30"
<b>73 E12 S00 OAK0*</b>	32 $\frac{1}{8}$ " x 35" x 30"

### OPEN WITHOUT PATRON LEDGE (Not shown)

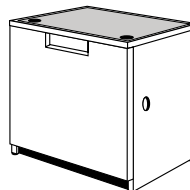
CAT.#	H x W x D
<b>73 014 S00 OAK0*</b>	39 $\frac{1}{8}$ " x 35" x 30"
<b>73 E14 S00 OAK0*</b>	32 $\frac{1}{8}$ " x 35" x 30"



## Specialty Units

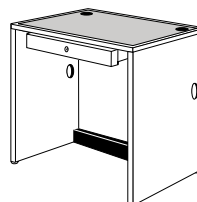
### BOOK RETURN UNIT

CAT.#	H x W x D
<b>73 015 S00 OAK0*</b>	39 $\frac{1}{8}$ " x 35" x 30"
<b>73 E15 S00 OAK0*</b>	32 $\frac{1}{8}$ " x 35" x 30"



### CASH DRAWER UNIT

CAT.#	H x W x D
<b>73 131 S00 OAK0*</b>	39 $\frac{1}{8}$ " x 35" x 30"
<b>73 E31 S00 OAK0*</b>	32 $\frac{1}{8}$ " x 35" x 30"

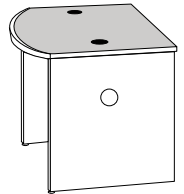


## Specialty Units

### ADA TRANSACTION STATION

- 22"D for patron wheelchair access
- 16"D on staff side

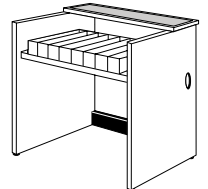
CAT.#	H x W x D
<b>73 E32 S00 OAK0*</b>	32 $\frac{1}{8}$ " x 35" x 40 $\frac{1}{2}$ "



### DISCHARGE UNIT

- Full-width well with seven removable trays for 3" x 5" cards

CAT.#	H x W x D
<b>73 172 S00 OAK0*</b>	39 $\frac{1}{8}$ " x 35" x 30"
<b>73 E72 S00 OAK0*</b>	32 $\frac{1}{8}$ " x 35" x 30"



### MEDIA STORAGE UNIT

- 39 $\frac{1}{8}$ "H has 4 full-width drawers/5 medica compartments
- 32 $\frac{1}{8}$ "H has 3 full-width drawers/5 medica compartments

CAT.#	H x W x D
<b>73 236 S00 OAK0*</b>	39 $\frac{1}{8}$ " x 35" x 30"
<b>73 E36 S00 OAK0*</b>	32 $\frac{1}{8}$ " x 35" x 30"



## Desks and Cabinets

### CUPBOARD AND OPEN SHELF

- 39 $\frac{1}{8}$ "H has lockable door/3 shelves (1 fixed/2 adjustable)
- 32 $\frac{1}{8}$ "H has lockable door/2 shelves (1 fixed/1 adjustable)

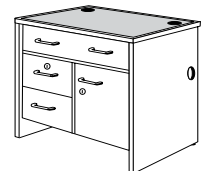
CAT.#	H x W x D
<b>73 121 S00 OAK0*</b>	39 $\frac{1}{8}$ " x 35" x 30"
<b>73 E21 S00 OAK0*</b>	32 $\frac{1}{8}$ " x 35" x 30"



### FULL-WIDTH DRAWER, CUPBOARD AND DRAWERS

- One full-width drawer
- Lockable door/2 drawers (1 lockable box/1 file)

CAT.#	H x W x D
<b>73 122 S00 OAK0*</b>	39 $\frac{1}{8}$ " x 35" x 30"



### CUPBOARD AND DRAWER UNIT

- 39 $\frac{1}{8}$ "H has lockable door/3 drawers (1 lockable box/2 file)
- 32 $\frac{1}{8}$ "H has lockable door/2 drawers (1 lockable box/1 file)

CAT.#	H x W x D
<b>73 123 S00 OAK0*</b>	39 $\frac{1}{8}$ " x 35" x 30"
<b>73 E23 S00 OAK0*</b>	32 $\frac{1}{8}$ " x 35" x 30"



\*Specify oak finish above and laminate on page 179.

\*Specify oak finish above left and laminate on page 179.

## Desks and Cabinets

### OPEN SHELF AND DRAWER UNIT


- 39 $\frac{3}{8}$ "H has 3 shelves - 3 drawers (1 lockable box/2 file)
- 32 $\frac{3}{8}$ "H has 2 shelves - 2 drawers (1 lockable box/1 file)

CAT.#	H x W x D
<b>73 124 S00 OAK0*</b>	39 $\frac{3}{8}$ " x 35" x 30"
<b>73 E24 S00 OAK0*</b>	32 $\frac{3}{8}$ " x 35" x 30"



### FULL-WIDTH DRAWER UNIT


CAT.#	H x W x D
<b>73 133 S00 OAK0*</b>	39 $\frac{3}{8}$ " x 35" x 30"



### FULL-WIDTH DRAWER AND OPEN SHELVES

- 39 $\frac{3}{8}$ "H has 3 shelves (1 fixed/2 adjustable)
- 32 $\frac{3}{8}$ "H has 2 shelves (1 fixed/1 adjustable)

CAT.#	H x W x D
<b>73 134 S00 OAK0*</b>	39 $\frac{3}{8}$ " x 35" x 30"
<b>73 E34 S00 OAK0*</b>	32 $\frac{3}{8}$ " x 35" x 30"



### FULL-WIDTH DRAWER AND CUPBOARD UNIT

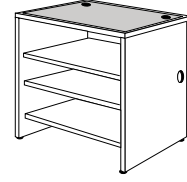
CAT.#	H x W x D
<b>73 135 S00 OAK0*</b>	39 $\frac{3}{8}$ " x 35" x 30"



### OPEN SHELF UNIT

- 39 $\frac{3}{8}$ "H has 3 shelves (1 fixed/2 adjustable)
- 32 $\frac{3}{8}$ "H has 2 shelves (1 fixed/1 adjustable)

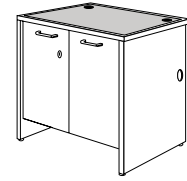
CAT.#	H x W x D
<b>73 174 S00 OAK0*</b>	39 $\frac{3}{8}$ " x 35" x 30"
<b>73 E74 S00 OAK0*</b>	32 $\frac{3}{8}$ " x 35" x 30"



### CUPBOARD UNIT - DOUBLE DOOR

- 39 $\frac{3}{8}$ "H has lockable doors/3 shelves
- 32 $\frac{3}{8}$ "H has lockable doors/2 shelves

CAT.#	H x W x D
<b>73 176 S00 OAK0*</b>	39 $\frac{3}{8}$ " x 35" x 30"
<b>73 E76 S00 OAK0*</b>	32 $\frac{3}{8}$ " x 35" x 30"



## Double-Wide Desks - 70"W x 30"D

### OPEN WITH PATRON LEDGE

CAT.#	HT.	WORK SURFACE
<b>73 011 S00 OAK0*</b>	39 $\frac{3}{8}$ "	35"
<b>73 E11 S00 OAK0*</b>	32 $\frac{3}{8}$ "	28"
<b>73 011 SEA OAK0*</b>	39 $\frac{3}{8}$ "	28"

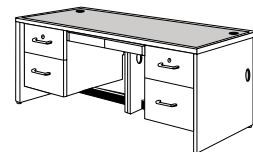


### OPEN WITHOUT PATRON LEDGE (Not shown)

CAT.#	HT.
<b>73 013 S00 OAK0*</b>	39 $\frac{3}{8}$ "
<b>73 E13 S00 OAK0*</b>	32 $\frac{3}{8}$ "

### WORK DESK WITH DOUBLE PEDESTAL

CAT.#	HT.	DRAWERS
<b>73 E37 S00 OAK0*</b>	32 $\frac{3}{8}$ "	6



### WORK DESK WITH SINGLE PEDESTAL

CAT.#	HT.	DRAWERS
<b>73 138 S00 OAK0*</b>	39 $\frac{3}{8}$ "	3
<b>73 E38 S00 OAK0*</b>	32 $\frac{3}{8}$ "	2



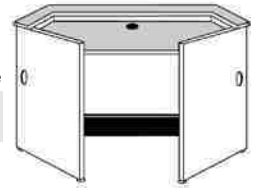
\*Specify oak finish on facing page and laminate on page 179.

## Corner Units - 30"W

### 90° MULTIPURPOSE WITH WIRE PASSAGE AND PATRON LEDGE

- 2 storage shelves on left and right of desk module

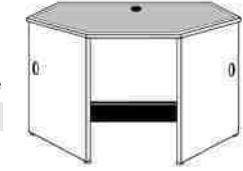
CAT.#	HT.	WORK SURFACE
<b>73 017 S00 OAK0*</b>	39 $\frac{3}{8}$ "	35"
<b>73 E17 S00 OAK0*</b>	32 $\frac{3}{8}$ "	28"



### 90° MULTIPURPOSE WITH WIRE PASSAGE AND WITHOUT PATRON LEDGE

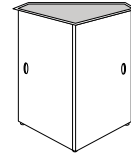
- 2 storage shelves on left and right of desk module

CAT.#	HT.
<b>73 010 S00 OAK0*</b>	39 $\frac{3}{8}$ "
<b>73 E10 S00 OAK0*</b>	32 $\frac{3}{8}$ "



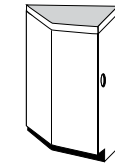
### 90° CLOSED CORNER UNIT WITH WIRE PASSAGE

CAT.#	HT.
<b>73 016 S00 OAK0*</b>	39 $\frac{3}{8}$ "
<b>73 E16 S00 OAK0*</b>	32 $\frac{3}{8}$ "



### 45° CLOSED CORNER UNIT WITH WIRE PASSAGE

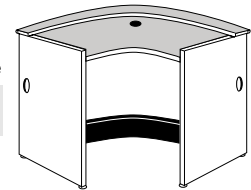
CAT.#	HT.
<b>73 018 S00 OAK0*</b>	39 $\frac{3}{8}$ "
<b>73 E18 S00 OAK0*</b>	32 $\frac{3}{8}$ "



### 90° OPEN CURVED CORNER UNIT WITH WIRE PASSAGE AND PATRON LEDGE

- 2 storage shelves on left and right of desk module

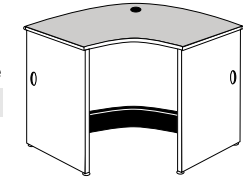
CAT.#	HT.	WORK SURFACE
<b>73 040 S00 OAK0*</b>	39 $\frac{3}{8}$ "	35"
<b>73 E40 S00 OAK0*</b>	32 $\frac{3}{8}$ "	28"



### 90° OPEN CURVED CORNER UNIT WITH WIRE PASSAGE WITHOUT PATRON LEDGE

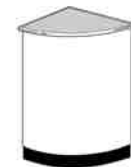
- 2 storage shelves on left and right of desk module

CAT.#	HT.
<b>73 041 S00 OAK0*</b>	39 $\frac{3}{8}$ "
<b>73 E41 S00 OAK0*</b>	32 $\frac{3}{8}$ "



### 90° CURVED CLOSED CORNER UNIT

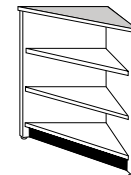
CAT.#	HT.
<b>73 055 S00 OAK0*</b>	39 $\frac{3}{8}$ "
<b>73 E55 S00 OAK0*</b>	32 $\frac{3}{8}$ "



### 90° OPEN CORNER UNIT

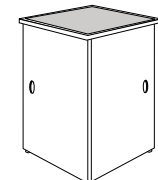
- 39 $\frac{3}{8}$ "H has 3 shelves (1 fixed/2 adjustable)
- 32 $\frac{3}{8}$ "H has 2 shelves (1 fixed/1 adjustable)

CAT.#	HT.
<b>73 143 S00 OAK0*</b>	39 $\frac{3}{8}$ "
<b>73 E43 S00 OAK0*</b>	32 $\frac{3}{8}$ "



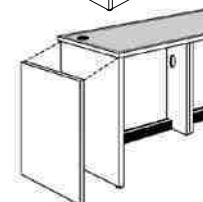
### 90° CURVED CLOSED CORNER UNIT

CAT.#	HT.
<b>73 150 S00 OAK0*</b>	39 $\frac{3}{8}$ "
<b>73 E50 S00 OAK0*</b>	32 $\frac{3}{8}$ "



### DETACHABLE END PANELS (PAIR)

CAT.#	HT.
<b>73 178 S00 OAK0*</b>	37 $\frac{3}{8}$ " x 1" x 26 $\frac{3}{8}$ "
<b>73 E78 S00 OAK0*</b>	30 $\frac{3}{8}$ " x 1" x 26 $\frac{3}{8}$ "



\*Specify oak finish on facing page and laminate on page 179.

## Maxim Maple Circulation Desks



Modules come together to create a warm, unified work area with maximum versatility

- Built to last with 1 $\frac{3}{8}$ "-thick 3-ply core work surfaces
  - End panels are constructed of 1"-thick 3-ply core with veneer on both sides
  - Work surfaces are covered with high-pressure laminate available in matching wood grain or choose from many laminate colors
  - 3" grommets on end panels and work surfaces for easy, convenient wire management
  - All units are finished with 5/8" solid oak bullnose edgbanding on the patron side for beauty and stability
  - All wood finishes are antimicrobial
  - Shelves are sturdy 7-ply construction
  - Wood drawers have 1/4"-thick veneered 3-ply core fronts
  - 6"H recessed black toe kick prevents damage from bumps and scratches
- Built to order. Assembled. Ships from manufacturer via truck.

### MAPLE FINISHES:



### Single-Wide Desks

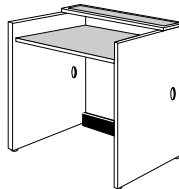
#### OPEN WITH PATRON LEDGE

- 39 $\frac{3}{8}$ "H: Adjustable at 36"H-32"H-27"H
- 32 $\frac{3}{8}$ "H: Work surface is 27"H

CAT.#	H x W x D
<b>73 012 S00 MAP0*</b>	39 $\frac{3}{8}$ " x 35" x 30"
<b>73 E12 S00 MAP0*</b>	32 $\frac{3}{8}$ " x 35" x 30"

#### OPEN WITHOUT PATRON LEDGE (Not shown)

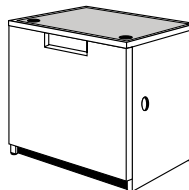
CAT.#	H x W x D
<b>73 014 S00 MAP0*</b>	39 $\frac{3}{8}$ " x 35" x 30"
<b>73 E14 S00 MAP0*</b>	32 $\frac{3}{8}$ " x 35" x 30"



### Specialty Units

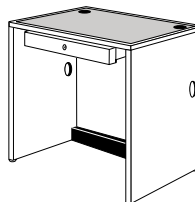
#### BOOK RETURN UNIT

CAT.#	H x W x D
<b>73 015 S00 MAP0*</b>	39 $\frac{3}{8}$ " x 35" x 30"
<b>73 E15 S00 MAP0*</b>	32 $\frac{3}{8}$ " x 35" x 30"



#### CASH DRAWER UNIT

CAT.#	H x W x D
<b>73 131 S00 MAP0*</b>	39 $\frac{3}{8}$ " x 35" x 30"
<b>73 E31 S00 MAP0*</b>	32 $\frac{3}{8}$ " x 35" x 30"

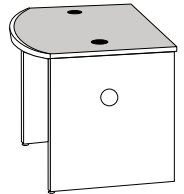


### Specialty Units

#### ADA TRANSACTION STATION

- 22"D for patron wheelchair access
- 16"D on staff side

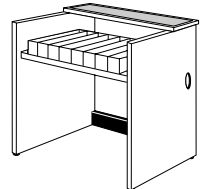
CAT.#	H x W x D
<b>73 E32 S00 MAP0*</b>	32 $\frac{3}{8}$ " x 35" x 40 $\frac{1}{2}$ "



#### DISCHARGE UNIT

- Full-width well with seven removable trays for 3" x 5" cards

CAT.#	H x W x D
<b>73 172 S00 MAP0*</b>	39 $\frac{3}{8}$ " x 35" x 30"
<b>73 E72 S00 MAP0*</b>	32 $\frac{3}{8}$ " x 35" x 30"



#### MEDIA STORAGE UNIT

- 39 $\frac{3}{8}$ "H has 4 full-width drawers/5 medica compartments
- 32 $\frac{3}{8}$ "H has 3 full-width drawers/5 medica compartments

CAT.#	H x W x D
<b>73 236 S00 MAP0*</b>	39 $\frac{3}{8}$ " x 35" x 30"
<b>73 E36 S00 MAP0*</b>	32 $\frac{3}{8}$ " x 35" x 30"



### Desks and Cabinets

#### CUPBOARD AND OPEN SHELF

- 39 $\frac{3}{8}$ "H has lockable door/3 shelves (1 fixed/2 adjustable)
- 32 $\frac{3}{8}$ "H has lockable door/2 shelves (1 fixed/1 adjustable)

CAT.#	H x W x D
<b>73 121 S00 MAP0*</b>	39 $\frac{3}{8}$ " x 35" x 30"
<b>73 E21 S00 MAP0*</b>	32 $\frac{3}{8}$ " x 35" x 30"



#### FULL-WIDTH DRAWER, CUPBOARD AND DRAWERS

- One full-width drawer
- Lockable door/2 drawers (1 lockable box/1 file)

CAT.#	H x W x D
<b>73 122 S00 MAP0*</b>	39 $\frac{3}{8}$ " x 35" x 30"



#### CUPBOARD AND DRAWER UNIT

- 39 $\frac{3}{8}$ "H has lockable door/3 drawers (1 lockable box/2 file)
- 32 $\frac{3}{8}$ "H has lockable door/2 drawers (1 lockable box/1 file)

CAT.#	H x W x D
<b>73 123 S00 MAP0*</b>	39 $\frac{3}{8}$ " x 35" x 30"
<b>73 E23 S00 MAP0*</b>	32 $\frac{3}{8}$ " x 35" x 30"



\*Specify maple finish above and laminate on page 179.

\*Specify maple finish above left and laminate on page 179.



## Desks and Cabinets

### OPEN SHELF AND DRAWER UNIT


- 39 $\frac{3}{8}$ "H has 3 shelves - 3 drawers (1 lockable box/2 file)
- 32 $\frac{3}{8}$ "H has 2 shelves - 2 drawers (1 lockable box/1 file)

CAT.#	H x W x D
<b>73 124 S00 MAP0*</b>	39 $\frac{3}{8}$ " x 35" x 30"
<b>73 E24 S00 MAP0*</b>	32 $\frac{3}{8}$ " x 35" x 30"



### FULL-WIDTH DRAWER UNIT

CAT.#	H x W x D
<b>73 133 S00 MAP0*</b>	39 $\frac{3}{8}$ " x 35" x 30"



### FULL-WIDTH DRAWER AND OPEN SHELVES


- 39 $\frac{3}{8}$ "H has 3 shelves (1 fixed/2 adjustable)
- 32 $\frac{3}{8}$ "H has 2 shelves (1 fixed/1 adjustable)

CAT.#	H x W x D
<b>73 134 S00 MAP0*</b>	39 $\frac{3}{8}$ " x 35" x 30"
<b>73 E34 S00 MAP0*</b>	32 $\frac{3}{8}$ " x 35" x 30"



### FULL-WIDTH DRAWER AND CUPBOARD UNIT

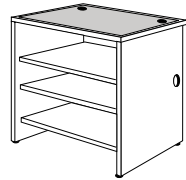
CAT.#	H x W x D
<b>73 135 S00 MAP0*</b>	39 $\frac{3}{8}$ " x 35" x 30"



### OPEN SHELF UNIT

- 39 $\frac{3}{8}$ "H has 3 shelves (1 fixed/2 adjustable)
- 32 $\frac{3}{8}$ "H has 2 shelves (1 fixed/1 adjustable)

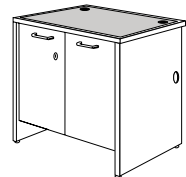
CAT.#	H x W x D
<b>73 174 S00 MAP0*</b>	39 $\frac{3}{8}$ " x 35" x 30"
<b>73 E74 S00 MAP0*</b>	32 $\frac{3}{8}$ " x 35" x 30"



### CUPBOARD UNIT - DOUBLE DOOR

- 39 $\frac{3}{8}$ "H has lockable doors/3 shelves
- 32 $\frac{3}{8}$ "H has lockable doors/2 shelves

CAT.#	H x W x D
<b>73 176 S00 MAP0*</b>	39 $\frac{3}{8}$ " x 35" x 30"
<b>73 E76 S00 MAP0*</b>	32 $\frac{3}{8}$ " x 35" x 30"



## Double-Wide Desks - 70"W x 30"D

### OPEN WITH PATRON LEDGE

CAT.#	HT.	WORK SURFACE
<b>73 011 S00 MAP0*</b>	39 $\frac{3}{8}$ "	35"
<b>73 E11 S00 MAP0*</b>	32 $\frac{3}{8}$ "	28"
<b>73 011 SEA MAP0*</b>	39 $\frac{3}{8}$ "	28"

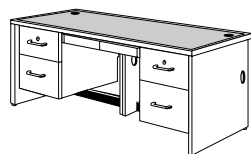


### OPEN WITHOUT PATRON LEDGE (Not shown)

CAT.#	HT.
<b>73 013 S00 MAP0*</b>	39 $\frac{3}{8}$ "
<b>73 E13 S00 MAP0*</b>	32 $\frac{3}{8}$ "

### WORK DESK WITH DOUBLE PEDESTAL

CAT.#	HT.	DRAWERS
<b>73 E37 S00 MAP0*</b>	32 $\frac{3}{8}$ "	6



### WORK DESK WITH SINGLE PEDESTAL

CAT.#	HT.	DRAWERS
<b>73 138 S00 MAP0*</b>	39 $\frac{3}{8}$ "	3
<b>73 E38 S00 MAP0*</b>	32 $\frac{3}{8}$ "	2



\*Specify maple finish on facing page and laminate on page 179.

## Corner Units - 30"W

### 90° MULTIPURPOSE WITH WIRE PASSAGE AND PATRON LEDGE

- 2 storage shelves on left and right of desk module

CAT.#	HT.	WORK SURFACE
<b>73 017 S00 MAP0*</b>	39 $\frac{3}{8}$ "	35"
<b>73 E17 S00 MAP0*</b>	32 $\frac{3}{8}$ "	28"



### 90° MULTIPURPOSE WITH WIRE PASSAGE AND WITHOUT PATRON LEDGE

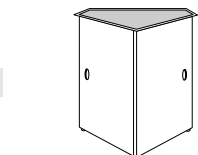
- 2 storage shelves on left and right of desk module

CAT.#	HT.
<b>73 010 S00 MAP0*</b>	39 $\frac{3}{8}$ "
<b>73 E10 S00 MAP0*</b>	32 $\frac{3}{8}$ "



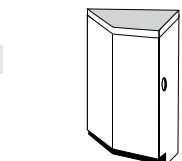
### 90° CLOSED CORNER UNIT WITH WIRE PASSAGE

CAT.#	HT.
<b>73 016 S00 MAP0*</b>	39 $\frac{3}{8}$ "
<b>73 E16 S00 MAP0*</b>	32 $\frac{3}{8}$ "



### 45° CLOSED CORNER UNIT WITH WIRE PASSAGE

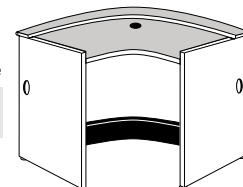
CAT.#	HT.
<b>73 018 S00 MAP0*</b>	39 $\frac{3}{8}$ "
<b>73 E18 S00 MAP0*</b>	32 $\frac{3}{8}$ "



### 90° OPEN CURVED CORNER UNIT WITH WIRE PASSAGE AND PATRON LEDGE

- 2 storage shelves on left and right of desk module

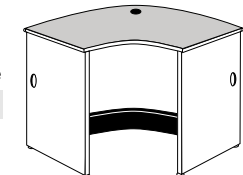
CAT.#	HT.	WORK SURFACE
<b>73 040 S00 MAP0*</b>	39 $\frac{3}{8}$ "	35"
<b>73 E40 S00 MAP0*</b>	32 $\frac{3}{8}$ "	28"



### 90° OPEN CURVED CORNER UNIT WITH WIRE PASSAGE WITHOUT PATRON LEDGE

- 2 storage shelves on left and right of desk module

CAT.#	HT.
<b>73 041 S00 MAP0*</b>	39 $\frac{3}{8}$ "
<b>73 E41 S00 MAP0*</b>	32 $\frac{3}{8}$ "



### 90° CURVED CLOSED CORNER UNIT

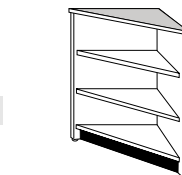
CAT.#	HT.
<b>73 055 S00 MAP0*</b>	39 $\frac{3}{8}$ "
<b>73 E55 S00 MAP0*</b>	32 $\frac{3}{8}$ "



### 90° OPEN CORNER UNIT

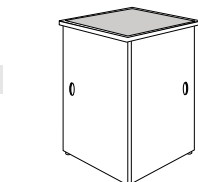
- 39 $\frac{3}{8}$ "H has 3 shelves (1 fixed/2 adjustable)
- 32 $\frac{3}{8}$ "H has 2 shelves (1 fixed/1 adjustable)

CAT.#	HT.
<b>73 143 S00 MAP0*</b>	39 $\frac{3}{8}$ "
<b>73 E43 S00 MAP0*</b>	32 $\frac{3}{8}$ "



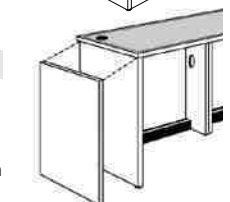
### 90° CURVED CLOSED CORNER UNIT

CAT.#	HT.
<b>73 150 S00 MAP0*</b>	39 $\frac{3}{8}$ "
<b>73 E50 S00 MAP0*</b>	32 $\frac{3}{8}$ "



### DETACHABLE END PANELS (PAIR)

CAT.#	HT.
<b>73 178 S00 MAP0*</b>	37 $\frac{1}{2}$ " x 1" x 26 $\frac{3}{4}$ "
<b>73 E78 S00 MAP0*</b>	30 $\frac{1}{2}$ " x 1" x 26 $\frac{3}{4}$ "



\*Specify maple finish on facing page and laminate on page 179.



## Keystone Oak Circulation Desks

The beauty of our signature "Keystone" arch

WARRANTY  
YEAR

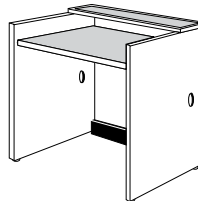


- Three-ply core work surfaces and end panels are 1 1/4" thick
  - Work surfaces are covered with high-pressure laminate available in matching wood grain (except dark oak), or choose from many laminate colors
  - 3" grommets on end panels and work surfaces offer easy, convenient wire management
  - All units are finished with 1/4" solid oak edgebanding for stability
  - Shelves are sturdy seven-ply construction
  - Wood drawers have 1/4"-thick veneered three-ply core fronts
  - All wood finishes are antimicrobial
  - 6"H recessed black toe kick prevents damage from bumps and scratches
- Built to order. Assembled. Ships from manufacturer via truck.

### Single-Wide Desks

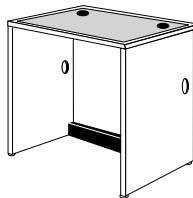
#### OPEN WITH PATRON LEDGE

CAT.#	H x W x D	WORK SURFACE
<b>KS 012 000*</b>	42 3/4" x 35 3/8" x 29"	37 1/2"
<b>KS E12 000*</b>	32 3/4" x 35 3/8" x 29"	27 1/2"



#### OPEN WITHOUT PATRON LEDGE

CAT.#	H x W x D
<b>KS 014 000*</b>	42 3/4" x 35 3/8" x 29"
<b>KS E14 000*</b>	32 3/4" x 35 3/8" x 29"

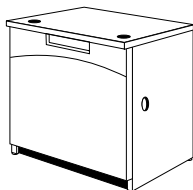


### Specialty Units

#### BOOK RETURNS (For indoor use only)

- 4"H x 12"W center opening in work surface
- Shelf directs books into book cart (sold separately below)

CAT.#	H x W x D
<b>KS 015 000*</b>	42 3/4" x 35 3/8" x 29"
<b>KS E15 000*</b>	32 3/4" x 35 3/8" x 29"



#### DEPRESSIBLE BOOK CARTS

- Oak plywood construction with plastic laminated platform
- Mounted on spring mechanism
- 30"H holds 70 books; 23"H holds 40 books
- Four heavy-duty 2 1/2" casters

CAT.#	H x W x D	LBS.
<b>60 915 000**</b>	30" x 26 3/8" x 22"	100.00
<b>60 914 000**</b>	23" x 26 3/8" x 22"	100.00



\*Specify oak finish above and laminate on facing page.  
\*\*Specify oak finish above.

### OAK FINISHES:



### Desks and Cabinets

#### OPEN SHELF WITH DRAWER

- Drawer is 10"H x 33"W x 18 3/4"D
- 42 3/4"H has 3 shelves – 1 fixed base/2 adjustable
- 32 3/4"H has 2 shelves – 1 fixed base/1 adjustable

CAT.#	H x W x D
<b>KS 134 000*</b>	42 3/4" x 35 3/8" x 29"
<b>KS E34 000*</b>	32 3/4" x 35 3/8" x 29"



#### CABINET WITH DRAWER UNIT AND DOUBLE DOOR

- Drawer is 10"H x 33"W x 18 3/4"D
- Hinged doors with catch lock and door pulls
- 3 shelves – 1 fixed base/2 adjustable

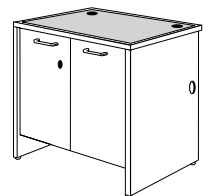
CAT.#	H x W x D
<b>KS 135 000*</b>	42 3/4" x 35 3/8" x 29"



#### CUPBOARD UNIT WITH DOUBLE DOOR

- Hinged doors with catch lock and door pulls
- 42 3/4"H has 3 shelves – 1 fixed base/2 adjustable
- 32 3/4"H has 2 shelves – 1 fixed base/1 adjustable

CAT.#	H x W x D
<b>KS 176 000*</b>	42 3/4" x 35 3/8" x 29"
<b>KS E76 000*</b>	32 3/4" x 35 3/8" x 29"



#### MEDIA STORAGE CABINET

- 42 3/4"H has 4 drawers; holds 680 CDs or 520 DVDs
- 32 3/4"H has 3 drawers; holds 510 CDs or 390 DVDs

CAT.#	H x W x D
<b>KS 050 000*</b>	42 3/4" x 35 3/8" x 29"
<b>KS E50 000*</b>	32 3/4" x 35 3/8" x 29"



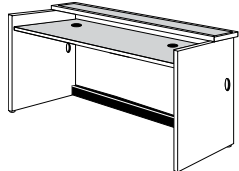
\*Specify oak finish above and laminate on facing page.



### Double-Wide Desks

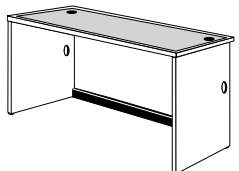
#### OPEN WITH PATRON LEDGE

CAT.#	H x W x D	WORK SURFACE
<b>KS 011 000*</b>	42 <sup>3</sup> / <sub>8</sub> " x 70" x 29"	37 <sup>1</sup> / <sub>8</sub> "
<b>KS E11 000*</b>	32 <sup>3</sup> / <sub>8</sub> " x 70" x 29"	27 <sup>1</sup> / <sub>8</sub> "



#### OPEN WITHOUT PATRON LEDGE

CAT.#	H x W x D
<b>KS 013 000*</b>	42 <sup>3</sup> / <sub>8</sub> " x 70" x 29"
<b>KS E13 000*</b>	32 <sup>3</sup> / <sub>8</sub> " x 70" x 29"



### Curved Desks

#### 90° DESKS WITH PATRON LEDGE

- 39<sup>3</sup>/<sub>8</sub>"H: work surface is 35"H
- 32<sup>3</sup>/<sub>8</sub>"H: work surface is 28"H
- Port area is 26<sup>1</sup>/<sub>2</sub>"W

CAT.#	H x W x D
<b>KS 040 000*</b>	39 <sup>3</sup> / <sub>8</sub> " x 70 <sup>3</sup> / <sub>2</sub> " x 29"
<b>KS E40 000*</b>	32 <sup>3</sup> / <sub>8</sub> " x 70 <sup>3</sup> / <sub>2</sub> " x 29"



#### 90° DESKS WITHOUT PATRON LEDGE

- Port area is 26<sup>1</sup>/<sub>2</sub>"W

CAT.#	H x W x D
<b>KS 045 000*</b>	39 <sup>3</sup> / <sub>8</sub> " x 71 <sup>3</sup> / <sub>2</sub> " x 29"
<b>KS E45 000*</b>	32 <sup>3</sup> / <sub>8</sub> " x 71 <sup>3</sup> / <sub>2</sub> " x 29"



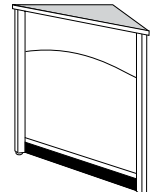
\*Specify oak finish on facing page and laminate below.

### Corner Units

#### 90° CLOSED CORNER

- Designed for right-angle turn
- Grommet sleeves on end panels

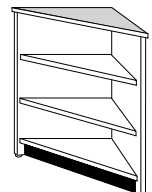
CAT.#	H x W x D
<b>KS 016 000*</b>	42 <sup>3</sup> / <sub>8</sub> " x 42 <sup>3</sup> / <sub>8</sub> " x 30 <sup>3</sup> / <sub>8</sub> "
<b>KS E16 000*</b>	32 <sup>3</sup> / <sub>8</sub> " x 42 <sup>3</sup> / <sub>8</sub> " x 30 <sup>3</sup> / <sub>8</sub> "



#### 90° OPEN CORNER

- Designed for right-angle turn
- No grommets
- 42<sup>3</sup>/<sub>8</sub>"H has 3 shelves - 1 fixed base/2 adjustable
- 32<sup>3</sup>/<sub>8</sub>"H has 2 shelves - 1 fixed base/1 adjustable

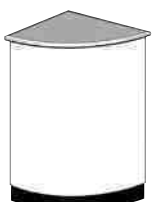
CAT.#	H x W x D
<b>KS 143 000*</b>	42 <sup>3</sup> / <sub>8</sub> " x 42 <sup>3</sup> / <sub>8</sub> " x 30 <sup>3</sup> / <sub>8</sub> "
<b>KS E43 000*</b>	32 <sup>3</sup> / <sub>8</sub> " x 42 <sup>3</sup> / <sub>8</sub> " x 30 <sup>3</sup> / <sub>8</sub> "



#### 90° CLOSED CURVED CORNER

- Designed for right-angle turn with curved front panel
- No grommets
- 39<sup>3</sup>/<sub>8</sub>"H has 3 shelves - 1 fixed base/2 adjustable
- 32<sup>3</sup>/<sub>8</sub>"H has 2 shelves - 1 fixed base/1 adjustable

CAT.#	H x W
<b>KS 055 000*</b>	39 <sup>3</sup> / <sub>8</sub> " x 30"
<b>KS E55 000*</b>	32 <sup>3</sup> / <sub>8</sub> " x 30"



#### 90° OPEN CURVED CORNER

- Designed for right-angle turn with curved front panel
- No grommets
- 39<sup>3</sup>/<sub>8</sub>"H has 3 shelves - 1 fixed base/2 adjustable
- 32<sup>3</sup>/<sub>8</sub>"H has 2 shelves - 1 fixed base/1 adjustable

CAT.#	H x W
<b>KS 056 000*</b>	39 <sup>3</sup> / <sub>8</sub> " x 30"
<b>KS E56 000*</b>	32 <sup>3</sup> / <sub>8</sub> " x 30"



\*Specify oak finish on facing page and laminate below

### BRODART STANDARD LAMINATE COLORS:





### Keystone Select Maple Circulation Desks

Rich maple wood enhanced by attractive arch styling

- 3-ply core work surfaces for years of dependable service
  - Work surfaces are covered with high-pressure laminate in many colors
  - 3" grommets on end panels and work surfaces offer easy wire management
  - All units are finished with 1/4" solid maple flush edgebanding for beauty and stability
  - All wood finishes are antimicrobial
  - Shelves are sturdy 7-ply construction
  - Solid wood drawers have 1/4"-thick veneered 3-ply core fronts
  - Solid maple 1/4"-thick end panels feature leveling glides for easy installation
  - 6"H recessed black toe kick prevents damage from bumps and scratches
- Built to order. Assembled. Ships from manufacturer via truck.

WARRANTY  
YEAR



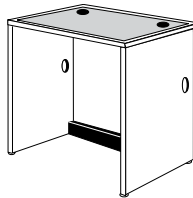
#### MAPLE FINISHES:



### Single-Wide Desks

#### OPEN WITHOUT PATRON LEDGE

CAT.#	H x W x D
KE 014 000*	42 1/2" x 35 3/8" x 29"
KE E14 000*	32 1/2" x 35 3/8" x 29"

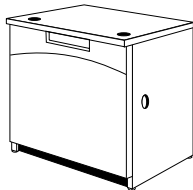


### Specialty Units

#### BOOK RETURNS (For indoor use only)

- 4"H x 12"W center opening in work surface
- Shelf directs books into book cart (sold separately below)

CAT.#	H x W x D
KE 015 000*	42 1/2" x 35 3/8" x 29"
KE E15 000*	32 1/2" x 35 3/8" x 29"



#### ADA TRANSACTION STATION

- 22"D for patron wheelchair access
- 16"D on staff side

CAT.#	H x W x D
KE E32 000*	32 1/2" x 35 3/8" x 37 1/4"



#### DEPRESSIBLE BOOK CARTS

- Mounted on spring mechanism
- 30"H holds 70 books; 23"H holds 40 books
- Four heavy-duty 2 1/2" casters

CAT.#	H x W x D
MO 915 000**	30" x 26" x 22"
MO 914 000**	23" x 26" x 22"



\*Specify maple finish above and laminate on facing page.

\*\*Specify maple finish above.

### Desks and Cabinets

#### CABINET WITH DRAWER UNIT AND DOUBLE DOOR

- Drawer is 10"H x 33"W x 18"D
- Hinged doors with catch lock and door pulls
- 3 shelves – 1 fixed base/2 adjustable

CAT.#	H x W x D
KE 135 000*	42 1/2" x 35 3/8" x 29"



#### OPEN SHELF WITHOUT DRAWER

- 42 1/2"H has 3 shelves – 1 fixed base/2 adjustable
- 32 1/2"H has 2 shelves – 1 fixed base/1 adjustable

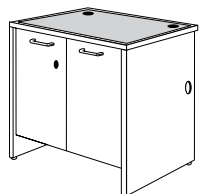
CAT.#	H x W x D
KE 174 000*	42 1/2" x 35 3/8" x 29"
KE E74 000*	32 1/2" x 35 3/8" x 29"



#### CUPBOARD UNIT WITH DOUBLE DOOR

- Hinged doors with catch lock and door pulls
- 42 1/2"H has 3 shelves – 1 fixed base/2 adjustable
- 32 1/2"H has 2 shelves – 1 fixed base/1 adjustable

CAT.#	H x W x D
KE 176 000*	42 1/2" x 35 3/8" x 29"
KE E76 000*	32 1/2" x 35 3/8" x 29"



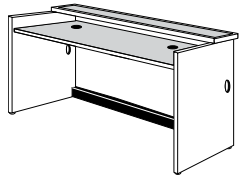
\*Specify maple finish above and laminate on page 179.



### Double-Wide Desks

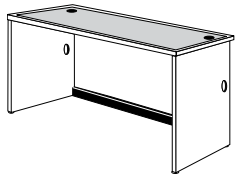
#### OPEN WITH PATRON LEDGE

CAT.#	H x W x D	WORK SURFACE
KE 011 000*	42 <sup>3</sup> / <sub>8</sub> " x 70" x 29"	37 <sup>1</sup> / <sub>8</sub> "
KE E11 000*	32 <sup>3</sup> / <sub>8</sub> " x 70" x 29"	27 <sup>1</sup> / <sub>8</sub> "



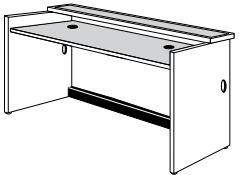
#### OPEN WITHOUT PATRON LEDGE

CAT.#	H x W x D
KE 013 000*	42 <sup>3</sup> / <sub>8</sub> " x 70" x 29"
KE E13 000*	32 <sup>3</sup> / <sub>8</sub> " x 70" x 29"



#### COMPUTER DESK WITH PATRON LEDGE

CAT.#	H x W x D	WORK SURFACE
KE E42 000*	42 <sup>3</sup> / <sub>8</sub> " x 70" x 29"	28"



### Curved Desks

#### 90° DESKS WITH PATRON LEDGE

- 39<sup>3</sup>/<sub>8</sub>"H: work surface is 35"H
- 32<sup>3</sup>/<sub>8</sub>"H: work surface is 28"H
- Port area is 26<sup>1</sup>/<sub>2</sub>"W

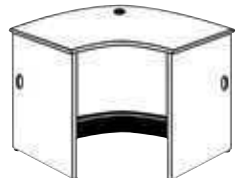
CAT.#	H x W x D
KE 040 000*	39 <sup>3</sup> / <sub>8</sub> " x 70 <sup>3</sup> / <sub>8</sub> " x 29"
KE E40 000*	32 <sup>3</sup> / <sub>8</sub> " x 70 <sup>3</sup> / <sub>8</sub> " x 29"



#### 90° DESKS WITHOUT PATRON LEDGE

- Port area is 26<sup>1</sup>/<sub>2</sub>"W

CAT.#	H x W x D
KE 045 000*	39 <sup>3</sup> / <sub>8</sub> " x 71 <sup>3</sup> / <sub>8</sub> " x 29"
KE E45 000*	32 <sup>3</sup> / <sub>8</sub> " x 71 <sup>3</sup> / <sub>8</sub> " x 29"



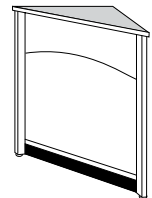
\*Specify maple finish on facing page and laminate on page 179.

### Corner Units

#### 90° CLOSED CORNER

- Designed for right-angle turn
- Grommet sleeves on end panels

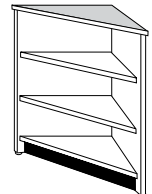
CAT.#	H x W x D
KE 016 000*	42 <sup>3</sup> / <sub>8</sub> " x 42 <sup>3</sup> / <sub>8</sub> " x 30 <sup>3</sup> / <sub>8</sub> "
KE E16 000*	32 <sup>3</sup> / <sub>8</sub> " x 42 <sup>3</sup> / <sub>8</sub> " x 30 <sup>3</sup> / <sub>8</sub> "



#### 90° OPEN CORNER

- Designed for right-angle turn
- No grommets
- 42<sup>3</sup>/<sub>8</sub>"H has 3 shelves - 1 fixed base/2 adjustable
- 32<sup>3</sup>/<sub>8</sub>"H has 2 shelves - 1 fixed base/1 adjustable


CAT.#	H x W x D
KE 143 000*	42 <sup>3</sup> / <sub>8</sub> " x 42 <sup>3</sup> / <sub>8</sub> " x 30 <sup>3</sup> / <sub>8</sub> "
KE E43 000*	32 <sup>3</sup> / <sub>8</sub> " x 42 <sup>3</sup> / <sub>8</sub> " x 30 <sup>3</sup> / <sub>8</sub> "



#### 90° CLOSED CURVED CORNER

- Designed for right-angle turn with curved front panel
- No grommets
- 39<sup>3</sup>/<sub>8</sub>"H has 3 shelves - 1 fixed base/2 adjustable
- 32<sup>3</sup>/<sub>8</sub>"H has 2 shelves - 1 fixed base/1 adjustable

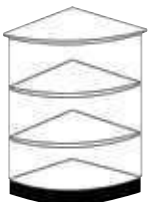
CAT.#	H x W
KE 055 000*	39 <sup>3</sup> / <sub>8</sub> " x 30"
KE E55 000*	32 <sup>3</sup> / <sub>8</sub> " x 30"



#### 90° OPEN CURVED CORNER

- Designed for right-angle turn with curved front panel
- No grommets
- 39<sup>3</sup>/<sub>8</sub>"H has 3 shelves - 1 fixed base/2 adjustable
- 32<sup>3</sup>/<sub>8</sub>"H has 2 shelves - 1 fixed base/1 adjustable

CAT.#	H x W
KE 056 000*	39 <sup>3</sup> / <sub>8</sub> " x 30"
KE E56 000*	32 <sup>3</sup> / <sub>8</sub> " x 30"



\*Specify maple finish on facing page and laminate on page 179.




### Tiburon Circulation Desks

Clean styling highlighted by metallic accents

- A striking combination of solid oak and metal appliqué with distinctive window pane accents; strong, clean design lines
  - Circulation desks feature standalone modules for ultimate flexibility
  - 1½"-thick 3-ply particleboard core work surfaces and end panels
  - Work surfaces are covered with high-pressure laminate available in matching wood grain (except dark oak), or choose from many laminate colors
  - All wood finishes are antimicrobial
  - Extensive electrical accessories provide safe, convenient power; data access; and 30"D uninterrupted work surfaces
  - 3" grommets on end panels and work surfaces for convenient wire management
  - All units are finished with 1/4" solid oak edgework on three sides; patron side has 5/8" solid oak band for beauty and stability
  - Shelves are sturdy 7-ply construction with quality rift-cut veneer face
  - Solid wood drawers have 1/4"-thick veneered 3-ply core fronts
  - Leveling glides for easy installation
  - 6"H recessed toe kick prevents damage from bumps and scratches
- Built to order. Assembled. Ships from manufacturer via truck.

#### OAK FINISHES:



### Single-Wide Desks

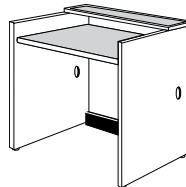
#### OPEN WITH PATRON LEDGE

- 39"H: Adjustable at 36"H-32"H-27"H
- 32"H: Work surface is 27"H

CAT.#	H x W x D
<b>T5 0012 000*</b>	39" x 34½" x 30"
<b>T5 0E12 000*</b>	32" x 34½" x 30"

#### OPEN WITHOUT PATRON LEDGE (Not shown)


CAT.#	H x W x D
<b>T5 0014 000*</b>	39" x 34½" x 30"
<b>T5 0E14 000*</b>	39" x 34½" x 30"



### Specialty Units

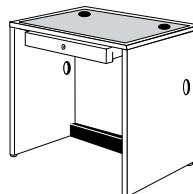
#### BOOK RETURN UNIT

CAT.#	H x W x D
<b>T5 0015 000*</b>	39" x 34½" x 30"
<b>T5 0E15 000*</b>	32" x 34½" x 30"



#### CASH DRAWER UNIT

CAT.#	H x W x D
<b>T5 0131 000*</b>	39" x 34½" x 30"
<b>T5 0E31 000*</b>	32" x 34½" x 30"

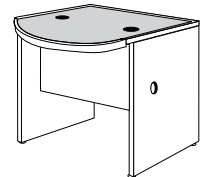


### Specialty Units

#### ADA TRANSACTION STATION

- 22"D for patron wheelchair access
- 16"D on staff side

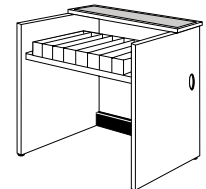
CAT.#	H x W x D
<b>T5 0E32 000*</b>	32" x 35" x 39"



#### DISCHARGE UNIT

- Full-width well with seven removable trays for 3" x 5" cards

CAT.#	H x W x D
<b>T5 0172 000*</b>	39" x 34½" x 30"
<b>T5 0E72 000*</b>	32" x 34½" x 30"



#### COMPUTER DESK WITH RECESSED MONITOR SHELF

- 39"H keyboard ledge – 38"H
- 32"H keyboard ledge – 32"H

CAT.#	H x W x D
<b>T5 0044 000*</b>	39" x 35½" x 30"
<b>T5 0E44 000*</b>	32" x 35½" x 30"



#### DEPRESSIBLE BOOK CARTS

- Oak plywood construction with plastic laminated platform
- Mounted on spring mechanism
- 30"H holds 70 books; 23"H holds 40 books
- Four heavy-duty 2½" casters

CAT.#	H x W x D
<b>60 915 000**</b>	30" x 26½" x 22"
<b>60 914 000**</b>	23" x 26½" x 22"

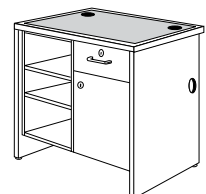


### Desks and Cabinets

#### OPEN SHELF WITH DISC DRIVE STORAGE

- 39"H has lockable drive storage and drawer/3 shelves
- 32"H has lockable drive storage/2 shelves

CAT.#	H x W x D
<b>T5 0121 000*</b>	39" x 34½" x 30"
<b>T5 0E21 000*</b>	32" x 34½" x 30"



\*Specify oak finish above and laminate on page 179.


\*Specify oak finish above and laminate on facing page.  
\*\*Specify oak finish above.

## Desks and Cabinets

### CUPBOARD – SINGLE DOOR WITH DRAWERS

- 39"H has lockable door/3 drawers (1 lockable box/2 file)
- 32"H has lockable door/2 drawers (1 lockable box/1 file)

CAT.#	H x W x D
T5 0123 000*	39" x 34½" x 30"
T5 0E23 000*	32" x 34½" x 30"



### OPEN SHELF AND DRAWER UNIT


- 39"H has 3 shelves – 3 drawers (1 lockable box/2 file)
- 32"H has 2 shelves – 2 drawers (1 lockable box/1 file)

CAT.#	H x W x D
T5 0124 000*	39" x 34½" x 30"
T5 0E24 000*	32" x 34½" x 30"



### FULL-WIDTH DRAWER UNIT

CAT.#	H x W x D
T5 0133 000*	39" x 34½" x 30"



### FULL-WIDTH DRAWER AND OPEN SHELVES

- 39"H has 3 shelves (1 fixed/2 adjustable)
- 32"H has 2 shelves (1 fixed/1 adjustable)

CAT.#	H x W x D
T5 0234 000*	39" x 34½" x 30"
T5 0E34 000*	32" x 34½" x 30"



### OPEN SHELF UNIT

- 39"H has 3 shelves (1 fixed/2 adjustable)
- 32"H has 2 shelves (1 fixed/1 adjustable)

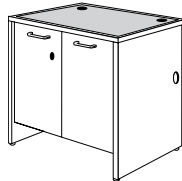
CAT.#	H x W x D
T5 0174 000*	39" x 34½" x 30"
T5 0E74 000*	32" x 34½" x 30"



### CUPBOARD UNIT – DOUBLE DOOR

- 39"H has lockable doors/3 shelves
- 32"H has lockable doors/2 shelves

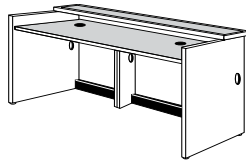
CAT.#	H x W x D
T5 0176 000*	39" x 34½" x 30"
T5 0E76 000*	32" x 34½" x 30"



## Double-Wide Desks – 70"W x 30"D


### OPEN WITH PATRON LEDGE

CAT.#	HT.	WORK SURFACE
T5 0011 000*	39"	35"
T5 0E11 000*	32"	28"



### OPEN WITHOUT PATRON LEDGE

CAT.#	HT.
T5 0013 000*	39"
T5 0E13 000*	32"



### WORK DESK WITH DOUBLE PEDESTAL

CAT.#	HT.	DRAWERS
T5 0E37 000*	32"	6



### WORK DESK WITH SINGLE PEDESTAL

CAT.#	HT.	DRAWERS
T5 0238 000*	39"	3
T5 0E38 000*	32"	2

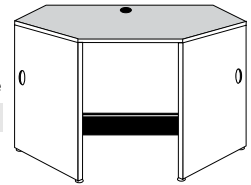


## Corner Units

### SERVICE DESK WITHOUT PATRON LEDGE


- 2 storage shelves on left and right of desk module

CAT.#	H x W x D
T5 0010 000*	39" x 71¾" x 30"
T5 0E10 000*	32" x 71¾" x 30"



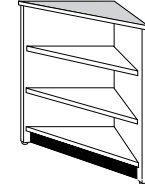
### 90° CLOSED CORNER UNIT WITH WIRE PASSAGE

CAT.#	H x W x D
T5 0016 000*	39" x 34½" x 30"
T5 0E16 000*	32" x 34½" x 30"



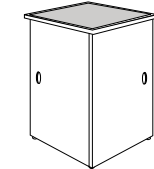
### 90° OPEN CORNER UNIT WITHOUT WIRE PASSAGE

CAT.#	HT.	SHELVES	PRICE
T5 0143 000*	39" x 34½" x 30"	3	
T5 0E43 000*	32" x 34½" x 30"	2	



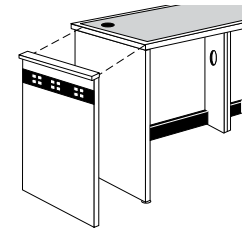
### SQUARE CORNER UNIT WITH WIRE PASSAGE

CAT.#	H x W x D
T5 0150 000*	39" x 34½" x 30"
T5 0E50 000*	32" x 34½" x 30"



### DETACHABLE END PANELS (PAIR)

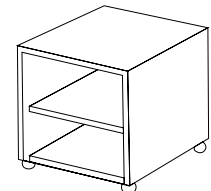
CAT.#	H x W x D
T5 0178 000*	33½" x 26" x 3/4"
T5 0E78 000*	30" x 26" x 3/4"



## Mobile Circulation Accessories

### MOBILE PEDESTAL-OPEN SHELF COMPUTER UNIT

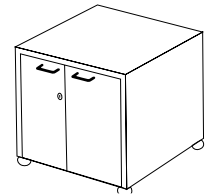
CAT.#	H x W x D
TO 019 000*	33" x 25" x 19¾"
TO E19 000*	25½" x 25" x 19¾"



### MOBILE PEDESTAL-CUPBOARD UNIT

- 39"H has 3 shelves-1 base/2 adjustable
- 32"H has 2 shelves-1 base/1 adjustable


CAT.#	H x W x D
TO 020 000*	33" x 25" x 19¾"
TO E20 000*	25½" x 25" x 19¾"



### MOBILE PEDESTAL-DRAWER UNIT

- Locking box drawer

CAT.#	H x W x D
TO 021 000*	33" x 16¾" x 19¾"
TO E21 000*	25½" x 16¾" x 19¾"



\*Specify oak finish on facing page and laminate on page 179.

\*Specify oak finish on facing page and laminate on page 179.



### Solutions Maple Mobile Desk Units

Move and reconfigure with ease



- Beautiful maple in either traditional wood finishes or our unique pigmented stains
  - Clean modern lines that fit with any décor
  - Heavy-duty 3" casters hidden from view at the front
  - Leveling glides for stability at the back of each unit
  - Desks have grommets for easy wire management
  - Fully mobile Square Corner Unit creates a right angle for either right or left "L" configuration
  - Select appliqué design, two wood finishes, and work surface laminate
- Built to order. Assembled. Ships from manufacturer via truck.

#### SINGLE-WIDE DESKS

CAT.#	DESCRIPTION	H x W x D
MM 3532N P00*	(A) Sitting Height	32" x 35" x 30"
MM 3539N P00*	(B) Standing Height	39" x 35" x 30"

#### DOUBLE-WIDE DESKS

CAT.#	DESCRIPTION	H x W x D
MM 7032N PH0*	(C) Sitting, Hour-Glass	32" x 70" x 30"
MM 7039N PH0*	Standing, Hour-Glass	39" x 70" x 30"
MM 7032N PV0*	Sitting, "V"	32" x 70" x 30"
MM 7039N PV0*	Standing, "V"	39" x 70" x 30"
MM 7032N PA0*	Sitting, A-Symmetrical	32" x 70" x 30"
MM 7039N PA0*	Standing, A-Symmetrical	39" x 70" x 30"

#### SQUARE CORNER UNIT – Forms right-angle turn in a desk arrangement

CAT.#	DESCRIPTION	H x W x D
MM 9032S C00*	(D) Sitting Height	32" x 30" x 30"
MM 9039S C00*	Standing Height	39" x 30" x 30"

	DESCRIPTION	H x W x D
MM SW 32C 0*	(E) Sitting Height	32" x 35" x 30"
MM SW 39C 0*	Standing Height	39" x 35" x 30"

#### CORNER SHELF

CAT.#	DESCRIPTION	H x W x D
MM 9032 SPS*	(F) Sitting Height	32" x 30" x 30"
MM 9039 SPS*	Standing Height	39" x 30" x 30"

#### PATRON LEDGE – assembly required.

CAT.#	DESCRIPTION	H x W x D
MM SWPL 7H 0*	For Single-Wide Desks	7" x 35" x 7¼"
MM DWPL 7H 0*	(G) For Double-Wide Desks	7" x 70" x 7¼"

#### BOOK RETURN

CAT.#	DESCRIPTION	H x W x D
MM SW 32BR 0*	Sitting Height	32" x 35" x 30"
MM SW 39BR 0*	(H) Standing Height	39" x 35" x 30"

#### BOOK CART

CAT.#	DESCRIPTION	H x W x D
MO 915 000**	(I) 70 Books Capacity	30" x 26" x 22"
MO 914 000**	40 Books Capacity	23" x 26" x 22"

\*Specify maple finish or pigmented stain below and laminate on page 179.  
\*\*Specify maple finish or pigmented stain below.


### Solutions Mobile Pedestals

Add what you need, where you need it

- All pedestal units have four double-wheel locking casters
  - Open Shelf Units can be used for storage and computer equipment
    - Sitting Height: two 3" diameter holes in back panel for wire egress; inside dimensions are 20"H x 23½"W x 19¼"D
    - Standing Height: four 3" diameter holes in back panel for wire egress; inside dimensions are 30"H x 23½"W x 19¼"D
  - Cupboard Units feature two doors with concealed hinges, lock, and black door pulls
    - Sitting Height: one adjustable shelf and one fixed base shelf; inside dimensions are 20"H x 23½"W x 18½"D
    - Standing Height: two adjustable shelves and one fixed base shelf; inside dimensions are 30"H x 23½"W x 18½"D
  - Drawer Units have two or three drawers, black drawer pulls, and locking box drawer
    - Locking Box Drawer front is 7½"H; Letter File Drawer fronts are 12"H
    - Letter File Drawers feature full-extension drawer slides, 2" dual-wheel support caster, and file hanger frames
  - Knee-Space Hang-A-Drawer includes a pencil tray and lock
    - Inside dimensions are 2¾"H x 22¾"W x 16¾"D
    - Attaches to underside of work surface with included hardware
  - Keyboard Pullout is over 24"W and slides neatly away for storage
    - Vacuum formed tray and epoxy-coated slides have a weight capacity of 100 lbs.
    - Attaches to underside of work surface with included hardware
- Built to order. Assembled. Ships from manufacturer.



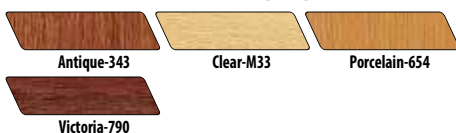
Reverse side of Open Shelf Unit



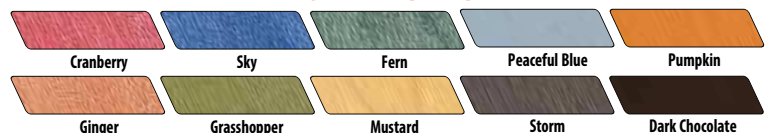
CAT.#	DESCRIPTION	H x W x D
MO E19 000*	(A) Open Shelf Unit Sitting Height	25" x 25" x 25"
MO 019 000*	Open Shelf Unit Standing Height	33" x 25" x 25"
MO E20 000*	(B) Cupboard Unit Sitting Height	25" x 25" x 25"
MO 020 000*	Cupboard Unit Standing Height	33" x 25" x 25"
MO E21 000*	(C) Drawer Unit Sitting Height	25" x 25" x 25"
MO 021 000*	Drawer Unit Standing Height	33" x 25" x 25"
MO 025 020*	Knee Space Hang-a-Drawer	3¾" x 22¾" x 18¾"
60 464 000	Keyboard Pullout Tray	3¾" x 24½" x 15"

\*Specify maple finish or pigmented stain below and laminate on page 179.

#### MAPLE FINISHES:



#### PIGMENTED STAINS:







## BudgetMaster™ Circulation Desks


Modular pieces adapt to your changing environment

- Three-ply core work surfaces are 1 $\frac{3}{8}$ " thick for years of dependable service
- Work surfaces are covered with high-pressure laminate in many colors
- Oak veneer front panel with antimicrobial finish
- 1 $\frac{3}{8}$ "-thick end panels are black thermally-fused laminate
- 3" grommets on end panels and work surfaces offer convenient wire management
- 6"H black recessed toe kick prevents damage from bumps and scratches; leveling glides built to order. Assembled. Ships from manufacturer via truck.

WARRANTY  
YEAR



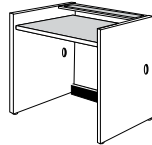
### OAK FINISHES:



### Single-Wide Desks – 35 $\frac{3}{8}$ "W x 29"D

#### OPEN WITH PATRON LEDGE

CAT.#	HT.	WORK SURFACE
BM 012 000*	42 $\frac{3}{8}$ "	37 $\frac{1}{8}$ "
BM E12 000*	32 $\frac{3}{8}$ "	27 $\frac{1}{8}$ "



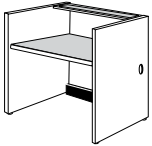
#### OPEN WITHOUT PATRON LEDGE

CAT.#	HT.
BM 014 000*	42 $\frac{3}{8}$ "
BM E14 000*	32 $\frac{3}{8}$ "



#### COMPUTER DESK WITH PATRON LEDGE

CAT.#	HT.	WORK SURFACE
BM E36 000*	42 $\frac{3}{8}$ "	28"



### Double-Wide Desks – 70"W x 29"D

#### OPEN WITH PATRON LEDGE

CAT.#	HT.	WORK SURFACE
BM 011 000*	42 $\frac{3}{8}$ "	37 $\frac{1}{8}$ "
BM E11 000*	32 $\frac{3}{8}$ "	27 $\frac{1}{8}$ "



#### OPEN WITHOUT PATRON LEDGE

CAT.#	HT.
BM 013 000*	42 $\frac{3}{8}$ "
BM E13 000*	32 $\frac{3}{8}$ "



#### COMPUTER DESK WITH PATRON LEDGE

CAT.#	HT.	WORK SURFACE
BM E42 000*	42 $\frac{3}{8}$ "	28"



\*Specify oak finish above and laminate on page 179.

## BudgetMaster™ Circulation Desk Package

- Save over \$300 by purchasing the set
- Contains one each: BM 143 000\* (90° Open Corner), BM 015 000\* (Book Return), BM 915 000\* (Book Cart), and two BM E42 000\* (Computer Desk with Patron Ledge) units

#### CAT.#

BM 001 000\*

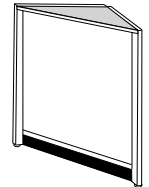
\*Specify oak finish above and laminate on page 179.

### Corner Units – 42 $\frac{1}{8}$ "W x 30 $\frac{3}{8}$ "D

#### 90° CLOSED CORNER (For right-angle turn)

- Grommet sleeves on end panels

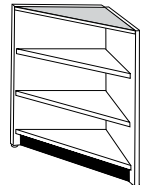
CAT.#	HT.
BM 016 000*	42 $\frac{3}{8}$ "
BM E16 000*	32 $\frac{3}{8}$ "



#### 90° OPEN CORNER (For right-angle turn)

- No grommets
- 42 $\frac{3}{8}$ "H has 1 fixed base shelf and 2 adjustable shelves
- 32 $\frac{3}{8}$ "H has 1 fixed base shelf and 1 adjustable shelf

CAT.#	HT.
BM 143 000*	42 $\frac{3}{8}$ "
BM E43 000*	32 $\frac{3}{8}$ "



### Specialty Units

#### BOOK RETURNS (For indoor use only)

- 4"H x 12"W center opening in work surface
- Shelf directs books into book cart sold separately (see page 162)

CAT.#	H x W x D
BM 015 000*	42 $\frac{3}{8}$ " x 35 $\frac{3}{8}$ " x 29"
BM E15 000*	32 $\frac{3}{8}$ " x 35 $\frac{3}{8}$ " x 29"



\*Specify oak finish above and laminate on page 179.



LIMITED  
WARRANTY

## Infinity™ Circulation Desks

Modular design for maximum flexibility

- 1/4"-thick tops with high-pressure laminate work surfaces and 3mm radius edgebanding
  - Assembled using Posi-Lock™ connectors; leveling glides for easy installation
  - Grommets in top and side panels; 2"H x 2"D wire chase on all working desk units
  - File Drawers have locking capability
  - Computer Workstations have pullout keyboard shelf, pullout printer shelf, and tower CPU space
  - Modesty panel on ADA Unit recessed 18" from patron side to floor
  - Fully-Recessed Accessory Top holds all 15", 17", most 19", and some 21" monitors with adjustable viewing settings at 20-40°; 18"W x 18"D view panel covered with low glare glass
  - Semi-Recessed Accessory top has 19"W x 20"D cut for monitor; holds up to 19" monitor at fixed 30° viewing angle
  - Book Returns feature 4 1/4"H x 13 1/2"W return slot
  - Depressible Book Cart equipped with 3" diameter casters
- All modules are 30"D. Ready to assemble. Ships from manufacturer via truck.

A 2"H x 2"D Wire Chase is standard on all working Circulation Desk Units.



### BASE/SIDE COLORS:



### DESKS WITHOUT PATRON LEDGE

CAT.#	H x W	WORK SURFACE HEIGHT	PRIVACY PANEL	LBS.
67 770 000*	32" x 36"	29"	3"	175.00
67 772 000*	(A) 39" x 36"	29"	10"	195.00
67 775 000*	32" x 48"	29"	3"	220.00
67 777 000*	39" x 48"	29"	10"	230.00
67 780 000*	32" x 60"	29"	3"	250.00
67 782 000*	39" x 60"	29"	10"	265.00
67 785 000*	32" x 72"	29"	3"	270.00
67 787 000*	39" x 72"	29"	10"	300.00
67 771 000*	32" x 36"	32"	—	175.00
67 773 000*	39" x 36"	32"	7"	195.00
67 776 000*	32" x 48"	32"	—	220.00
67 778 000*	39" x 48"	32"	7"	230.00
67 781 000*	32" x 60"	32"	—	250.00
67 783 000*	39" x 60"	32"	7"	265.00
67 786 000*	32" x 72"	32"	—	270.00
67 788 000*	39" x 72"	32"	7"	300.00

\*Specify laminate color below and base/side color above.

### DESKS WITH PATRON LEDGE

CAT.#	H x W	WORK SURFACE HEIGHT	PRIVACY PANEL	LBS.
72 664 000*	(B) 39" x 36"	29"	10"	215.00
72 665 000*	39" x 36"	32"	7"	215.00
72 666 000*	39" x 48"	29"	10"	250.00
72 667 000*	39" x 48"	32"	7"	250.00
72 668 000*	39" x 60"	29"	10"	295.00
72 669 000*	39" x 60"	32"	7"	295.00
72 670 000*	39" x 72"	29"	10"	330.00
72 671 000*	39" x 72"	32"	7"	330.00

\*Specify laminate color below and base/side color above.

### COMPUTER WORKSTATIONS

CAT.#	DESCRIPTION	H x W x D	# ADJ. SHELVES	LBS.
67 757 000*	ADA Desk Unit (No Grommets)	32" x 36" x 30"	—	130.00
67 758 000*	(C) Hinged Door Unit	32" x 36" x 30"	1	240.00
67 760 000*	Open Shelf Unit	32" x 36" x 30"	1	215.00
67 762 000*	(D) Two-Drawer with Shelf Unit	32" x 36" x 30"	1	250.00
67 764 000*	(E) Open Corner Unit	32" x 42" x 22"	1	140.00
67 766 000*	(F) Closed Corner Unit	32" x 42" x 22"	—	155.00
67 768 000*	(G) Working Corner Unit	32" x 66" x 36"	—	250.00
67 818 000*	Computer Workstation	32" x 36" x 30"	—	220.00
67 759 000*	Hinged Door Unit	39" x 36" x 30"	2	265.00
67 761 000*	Open Shelf Unit	39" x 36" x 30"	2	255.00
67 763 000*	Two-Drawer with Shelf Unit	39" x 36" x 30"	1	270.00
67 765 000*	Open Corner Unit	39" x 42" x 22"	2	165.00
67 767 000*	Closed Corner Unit	39" x 42" x 22"	—	175.00
67 769 000*	Working Corner Unit	39" x 66" x 36"	—	270.00
67 819 000*	Computer Workstation	39" x 36" x 30"	—	240.00

\*Specify laminate color below and base/side color above.

### BOOK RETURN UNITS

CAT.#	DESCRIPTION	H x W x D	LBS.
67 792 000*	Book Return	32" x 36" x 30"	175.00
67 793 000*	(H) Book Return	39" x 36" x 30"	195.00
67 794 000**	(I) Depressible Book Cart	23 3/4" x 28 3/4" x 21 1/2"	100.00

\*Specify laminate color below and base/side color above.

\*\*Specify base/side color above.

### ACCESSORIES

Must be ordered when ordering Desk Unit; 67 815 000\* mounts under desktop.

CAT.#	DESCRIPTION	H x W x D	LBS.
67 813 000*	(J) 2 Box/ Drawers with 1 Hanging File Cabinet	27 3/4" x 15 1/2" x 20"	125.00
67 814 000*	2 Hanging File Pedestal Cabinet	27 3/4" x 15 1/2" x 20"	125.00
67 815 000*	1 Box/Drawer with 1 Hanging File Cabinet	17 1/2" x 15 1/2" x 20"	70.00

\*Specify laminate color below.

### PARAGON LAMINATE COLORS:

